

Shareholding Pattern under Regulation 31 of SEBI (Listing Obligation and Disclosure Requirements) Regulations, 2015

1. Name of Entity : DELTA PENLAND PRIVATE LIMITED
2. Scrip Code/Name of Scrip/Class of Security: Equity shares : NA
3. Scrip Code/Name of Scrip/Class of Security: Equity shares : NA
3. Share Holding Patter filed under: Re. 31(1)(a)
4. a. If under 31(1)(b) then indicate the report for as on: 30.09.2024 (Pre-Scheme)  
b. if under 31(1)(c) then indicate date of allotment/extinguishment
5. Declaration : The Listed entity is required to submit the following declaration to the extenet of submission of information:

Sr. No.	Particular	Yes/No	Promoter and Promoter Group	Public shareholder	Non Promoter-Non Public
1	Whether the Listed Entity has issued any partly paid up shares?	No	No	No	No
2	Whether the Listed Entity has issued any Convertible Securities ?	No	No	No	No
3	Whether the Listed Entity has issued any Warrants ?	No	No	No	No
4	Whether the Listed Entity has any shares against which depository receipts are issued?	No	No	No	No
5	Whether the Listed Entity has any shares in locked-in?	No	No	No	No
6	Whether any shares held by promoters are pledge or otherwise encumbered?	No	No		
7	Whether company has equity shares with differential voting rights?	No	No	No	No
8	Whether the listed entity has any significant beneficial owner?	Yes			

*Maa ar*




Table I - Summary Statement holding of specified securities

Category	Category of shareholder	Nos. of shareholders	No. of fully paid up equity shares held	No. of Partly paid-up equity shares held	No. of shares underlying Depository Receipts	Total nos. shares held	Shareholding as a % of total no. of shares (calculated as per SCRR, 1957)  As a % of (A+B+C2)	Number of Voting Rights held in each class of securities				No. of Shares Underlying Outstanding convertible securities (including Warrants)	Shareholding, as a % assuming full conversion of convertible securities (as a percentage of diluted share capital) As a % of (A+B+C2)	Number of Locked in shares		Number of Shares pledged or		Number of equity shares held in dematerialized form (XIV)
								No of Voting Rights			Total as a % of (A+B+C)			No. (a)	As a % of total Shares held (b)	No. (a)	As a % of total Shares held (b)	
								Class eg: X	Class eg: y	Total								
(I)	(II)	(III)	(IV)	(V)	(VI)	(VII) = (IV)+(V)+(VI)	(VIII)	(IX)				(X)	(XI) = (VII)+(X)	(XII)		(XIII)		(XIV)
(I)	(II)	(III)	(IV)	(V)	(VI)	(VII) = (IV)+(V)+(VI)	(VIII)	(IX)				(X)	(XI) = (VII)+(X)	(XII)		(XIII)		(XIV)
(A)	Promoter & Promoter Group	7	1000000	0	0	1000000	100	1000000	0	1000000	100	0	100	0	0	0	0	0
(B)	Public	0	0	0	0	0	0	0	0	0	0	0	0	0	0	0	0	0
(C)	Non Promoter - Non Public	0	0	0	0	0	0	0	0	0	0	0	0	0	0	0	0	0
(C1)	Shares underlying DRs	0	0	0	0	0	0	0	0	0	0	0	0	0	0	0	0	0
(C2)	Shares held by Employee Trusts	0	0	0	0	0	0	0	0	0	0	0	0	0	0	0	0	0
	Total	7	1000000	0	0	1000000	100	1000000	0	1000000	100	0	100	0	0	0	0	0

Maa




Table II - Statement showing shareholding pattern of the Promoter and Promoter Group

Category & Name of the shareholders	Entity type i.e. promoter OR promoter group entity	Nos. of shareholders	No. of fully paid up equity shares held	Partly paid-up equity shares held	No. of shares underlying Depository Receipts	Total nos. shares held	Shareholding % calculated as per SCRR, 1957 As a % of (A+B+C2)	Number of Voting Rights held in each class of securities				No. of Shares Underlying Outstanding convertible securities (including Warrants)	Shareholding, as a % assuming full conversion of convertible securities (as a percentage of diluted share capital) As a % of (A+B+C2)	Number of Locked in shares		Number of Shares pledged or		Number of equity shares held in dematerialized form
								No of Voting Rights			Total as a % of (A+B+C)			No. (a)	As a % of total Shares held (b)	No. (a)	As a % of total Shares held (b)	
								Class eg: X	Class eg: y	Total								
(I)		(III)	(IV)	(V)	(VI)	(VII) = (IV)+(V)+(VI)	(VIII)	(IX)			(X)	(XI)= (VII)+(X)	(XII)		(XIII)		(XIV)	
<b>1 Indian</b>																		
(a) Individuals / Hindu Undivided Family		0	0	0	0	0	0	0	0	0	0	0	0	0	0	0	0	0
(b) Central Government / State Government (s)		0	0	0	0	0	0	0	0	0	0	0	0	0	0	0	0	0
(c) Financial Institutions / Banks		0	0	0	0	0	0	0	0	0	0	0	0	0	0	0	0	0
(d) Any other (specify)-Body Corporate		0	0	0	0	0	0	0	0	0	0	0	0	0	0	0	0	0
Delta Corp Limited*	Promoter	7	1000000	0	0	1000000	100	1000000	0	1000000	100	0	100	0	0	0	0	0
<b>Sub-Total (A)(1)</b>		7	1000000	0	0	1000000	100	1000000	0	1000000	100	0	100	0	0	0	0	0
<b>2 Foreign</b>																		
(a) Individuals (Non-Resident Individuals/ Foreign Individuals)		0	0	0	0	0	0	0	0	0	0	0	0	0	0	0	0	0
(b) Government		0	0	0	0	0	0	0	0	0	0	0	0	0	0	0	0	0
(c) Institutions		0	0	0	0	0	0	0	0	0	0	0	0	0	0	0	0	0
(d) Foreign Portfolio Investor		0	0	0	0	0	0	0	0	0	0	0	0	0	0	0	0	0
(e) Any other (specify)		0	0	0	0	0	0	0	0	0	0	0	0	0	0	0	0	0
<b>Sub Total (A) (2)</b>		0	0	0	0	0	0	0	0	0	0	0	0	0	0	0	0	0
<b>Total Shareholding of Promoter and Promoter Group (A)= (A)(1)+(A)(2)</b>		7	1000000	0	0	1000000	100	1000000	0	1000000	100	0	100	0	0	0	0	0

\* Including 15 Equity Shares held by the 6 Nominee Shareholders of Delta Corp Limited

*Maa*




Table III - Statement showing shareholding pattern of the Public shareholder

	Category & Name of the shareholders	Nos. of shareholders	No. of fully paid up equity shares	Partly paid-up equity shares	No. of shares underlying	Total nos. shares held	Shareholding % calculated as per	Number of Voting Rights held in each			No. of Shares Underlying	Total Shareholding, as a %	Number of Locked	Number of Shares		Number of equity shares held in	Sub-categorization of shares			
								No of Voting Rights						Total as a % of (A+B+C)	No. (a)		As a % of total Shares	Shareholding (No. of shares) under		
								Class eg: X	Class eg: Y	Total								Sub-category (i)	Sub-category (ii)	Sub-category (iii)
(I)	(II)	(III)	(IV)	(V)	(VI)	(VII) = (IV)+(V) +(VI)	(VIII)	(IX)			(X)	(XI)=(VI II)+(X)	(XII)	(XIII)	(XIV)	(i)	(ii)	(iii)		
<b>1</b>	<b>Institutions (Domestic)</b>																			
(a)	Mutual Funds	0	0	0	0	0	0	0	0	0	0	0	0	0	0	0	0	0	0	
(b)	Venture Capital Funds	0	0	0	0	0	0	0	0	0	0	0	0	0	0	0	0	0	0	
(c)	Alternate Investment Funds	0	0	0	0	0	0	0	0	0	0	0	0	0	0	0	0	0	0	
(d)	Banks	0	0	0	0	0	0	0	0	0	0	0	0	0	0	0	0	0	0	
(e)	Insurance Companies	0	0	0	0	0	0	0	0	0	0	0	0	0	0	0	0	0	0	
(f)	Provident Funds/ Pension Funds	0	0	0	0	0	0	0	0	0	0	0	0	0	0	0	0	0	0	
(g)	Asset Reconstruction Companies	0	0	0	0	0	0	0	0	0	0	0	0	0	0	0	0	0	0	
(h)	Sovereign Wealth Funds	0	0	0	0	0	0	0	0	0	0	0	0	0	0	0	0	0	0	
(i)	NBFCs registered with RBI	0	0	0	0	0	0	0	0	0	0	0	0	0	0	0	0	0	0	
(j)	Other Financial Institutions	0	0	0	0	0	0	0	0	0	0	0	0	0	0	0	0	0	0	
(k)	Any Other (specify)	0	0	0	0	0	0	0	0	0	0	0	0	0	0	0	0	0	0	
	<b>Sub Total (B) (1)</b>	0	0	0	0	0	0	0	0	0	0	0	0	0	0	0	0	0	0	
<b>2</b>	<b>Institutions (Foreign)</b>																			
(a)	Foreign Direct Investment	0	0	0	0	0	0	0	0	0	0	0	0	0	0	0	0	0	0	
(b)	Foreign Venture Capital	0	0	0	0	0	0	0	0	0	0	0	0	0	0	0	0	0	0	
(c)	Sovereign Wealth Funds	0	0	0	0	0	0	0	0	0	0	0	0	0	0	0	0	0	0	
(d)	Foreign Portfolio Investors Category I	0	0	0	0	0	0	0	0	0	0	0	0	0	0	0	0	0	0	
(e)	Foreign Portfolio Investors Category II	0	0	0	0	0	0	0	0	0	0	0	0	0	0	0	0	0	0	
(f)	Overseas Depositories (holding DRs) (balancing figure)	0	0	0	0	0	0	0	0	0	0	0	0	0	0	0	0	0	0	
(g)	Any Other (specify)	0	0	0	0	0	0	0	0	0	0	0	0	0	0	0	0	0	0	
	<b>Sub Total (B) (2)</b>	0	0	0	0	0	0	0	0	0	0	0	0	0	0	0	0	0	0	
<b>3</b>	<b>Central Government/ State Government(s)/ President of India</b>																			
(a)	Central Government / President of India	0	0	0	0	0	0	0	0	0	0	0	0	0	0	0	0	0	0	
(b)	State Government / Governor	0	0	0	0	0	0	0	0	0	0	0	0	0	0	0	0	0	0	
(c)	Shareholding by Companies or Bodies Corporate where Central / State Government is a promoter	0	0	0	0	0	0	0	0	0	0	0	0	0	0	0	0	0	0	
	<b>Sub Total (B) (3)</b>	0	0	0	0	0	0	0	0	0	0	0	0	0	0	0	0	0	0	
<b>4</b>	<b>Non-institutions</b>																			
(a)	Associate companies / Subsidiaries	0	0	0	0	0	0	0	0	0	0	0	0	0	0	0	0	0	0	
(b)	Directors and their relatives (excluding independent directors and nominee directors)	0	0	0	0	0	0	0	0	0	0	0	0	0	0	0	0	0	0	
(c)	Key Managerial Personnel (KMP)	0	0	0	0	0	0	0	0	0	0	0	0	0	0	0	0	0	0	
(d)	Relatives of promoters (other than 'immediate relatives' of promoters disclosed under 'Promoter and Promoter Group' category)	0	0	0	0	0	0	0	0	0	0	0	0	0	0	0	0	0	0	
(e)	Trusts where any person belonging to 'Promoter and Promoter Group' category is trustee, 'beneficiary', or 'author of the trust'	0	0	0	0	0	0	0	0	0	0	0	0	0	0	0	0	0	0	
(f)	Investor Education and Protection Fund (IEPF)	0	0	0	0	0	0	0	0	0	0	0	0	0	0	0	0	0	0	
(g)	Resident Individuals holding nominal share capital up to Rs. 2 lakhs	0	0	0	0	0	0	0	0	0	0	0	0	0	0	0	0	0	0	
(h)	Resident Individuals holding nominal share capital in excess of Rs. 2 lakhs	0	0	0	0	0	0	0	0	0	0	0	0	0	0	0	0	0	0	
(i)	Non Resident Indians (NRIs)	0	0	0	0	0	0	0	0	0	0	0	0	0	0	0	0	0	0	
(j)	Foreign Nationals	0	0	0	0	0	0	0	0	0	0	0	0	0	0	0	0	0	0	



Mar an

(k)	Foreign Companies	0	0	0	0	0	0	0	0	0	0	0	0	0	0	0	0	0	0	0	0	0
(l)	Bodies Corporate	0	0	0	0	0	0	0	0	0	0	0	0	0	0	0	0	0	0	0	0	0
(m)	Any Other (specify)																					
	Enemy Property	0	0	0	0	0	0	0	0	0	0	0	0	0	0	0	0	0	0	0	0	0
	Societies	0	0	0	0	0	0	0	0	0	0	0	0	0	0	0	0	0	0	0	0	0
	LLP	0	0	0	0	0	0	0	0	0	0	0	0	0	0	0	0	0	0	0	0	0
	Trusts	0	0	0	0	0	0	0	0	0	0	0	0	0	0	0	0	0	0	0	0	0
	Employees	0	0	0	0	0	0	0	0	0	0	0	0	0	0	0	0	0	0	0	0	0
	Market Maker	0	0	0	0	0	0	0	0	0	0	0	0	0	0	0	0	0	0	0	0	0
	Employee Welfare Fund	0	0	0	0	0	0	0	0	0	0	0	0	0	0	0	0	0	0	0	0	0
	Clearing Members	0	0	0	0	0	0	0	0	0	0	0	0	0	0	0	0	0	0	0	0	0
	HUF	0	0	0	0	0	0	0	0	0	0	0	0	0	0	0	0	0	0	0	0	0
	Unclaimed or Suspense or Escrow Account	0	0	0	0	0	0	0	0	0	0	0	0	0	0	0	0	0	0	0	0	0
	Director or Director's Relatives	0	0	0	0	0	0	0	0	0	0	0	0	0	0	0	0	0	0	0	0	0
	<b>Sub Total (B) (4)</b>	0	0	0	0	0	0	0	0	0	0	0	0	0	0	0	0	0	0	0	0	0
	<b>Total Public Shareholding (B) = (B)(1) + (B)(2) + (B)(3) + B(4)</b>	0	0	0	0	0	0	0	0	0	0	0	0	0	0	0	0	0	0	0	0	0

*Man ar*





Table IV - Statement showing shareholding pattern of the Non Promoter- Non Public shareholder

Category & Name of the shareholders (I)	PAN	Nos. of shareholders	No. of fully paid up equity shares held	Partly paid-up equity shares held	No. of shares underlying Depository Receipts	Total nos. shares held	Shareholding % calculated as per SCRR, 1957 As a % of (A+B+C2)	Number of Voting Rights held in each class of securities				No. of Shares Underlying Outstanding convertible securities (including Warrants)	Total Shareholding, as a % assuming full conversion of convertible securities (as a percentage of diluted share capital)	Number of Locked in shares		Number of Shares pledged or		Number of equity shares held in dematerialized form
								No of Voting Rights			Total as a % of (A+B+C)			No. (a)	As a % of total Shares held (b)	No. (a) (Not applicable)	As a % of total Shares held (b) (Not applicable)	
								Class eg: X	Class eg: y	Total								
(II)	(III)	(IV)	(V)	(VI)	(VII) = (IV)+(V)+(VI)	(VIII)	(IX)			(X)	(XI)	(XII)		(XIII)		(XIV)		
(1) Custodian / DR Holder		0	0	0	0	0	0.00	0	0	0	0.00	0	0	0	0.00	0	0.00	0
(a) Name of DR Holder (if available)		0	0	0	0	0	0	0	0	0	0	0	0	0	0	0	0	0
(2) Employee Benefit Trust (under SEBI (Share based Employee Benefit Regulation, 2014)		0	0	0	0	0	0.00	0	0	0	0.00	0	0	0	0.00	0	0.00	0
(a) Total Non-Promoter-Non Public Shareholding (C)=(1)+(2)		0	0	0	0	0	0.00	0	0	0	0.00	0	0	0	0.00	0	0.00	0

Table V - Statement showing details of Significant Beneficial Owners (SBOs)

Sr. No.	Details of the SBO(I)			Details of the registered owner (II)			Details of holding/right of the SBO in the reporting company, whether direct or Indirect*: (III)				Date of creation/	
	Name	PAN/Passport No. in cases of a foreign national	Nationality	Name	PAN/Passport No. in case of a foreign national	Nationality	Whether by virtue of:					
							Shares	Voting Rights	Rights on distributable dividend or any other distribution		Exercises of control	Exercises of significant influence
NA	NA	NA	NA	NA	NA	NA	NA	NA	NA		NA	NA

Mex




**Annexure B**

**Table VI - Statement showing foreign ownership limits**

	<i>Board approved limits</i>	<i>Limits utilized</i>
As on shareholding date	0.00	0.00
As on the end of previous 1st quarter	0.00	0.00
As on the end of previous 2nd quarter	0.00	0.00
As on the end of previous 3rd quarter	0.00	0.00
As on the end of previous 4th quarter	0.00	0.00


M. A. A.



Sr. No.	Details of the SBO				Details of the registered owner				Details of holding/ exercise of right of the SBO in the reporting company, whether direct or indirect*:					Date of creation / acquisition of significant beneficial interest
	Name	Passport No. in case of a foreign national	Nationality	Nationality (Applicable in case of Any other is selected)	Name	Passport No. in case of a foreign national	Nationality	Nationality (Applicable in case of Any other is selected)	Whether by virtue of:					
									Shares	Voting rights	Rights on distributable dividend or any other distribution	Exercise of control	Exercise of significant influence	
significant beneficial owners														
1	Jaydev Mody as a Director of Aarti Pandit Family Private Limited (Trustee of Aarti J Mody Trust)		India		Delta Corp Ltd		India		10.98	0.00		No	No	29-10-2010
2	Hormazd Sorabjee as a Director of Aarti Pandit Family Private Limited(Trustee of Aarti J Mody Trust)		India		Delta Corp Ltd		India		0.00	0.00		No	No	29-10-2010
3	Jaydev Mody as a Director of Aditi Mody Family Private Limited ( Trustee of Aditi J Mody Trust)		India		Delta Corp Ltd		India		10.98	0.00		No	No	29-10-2010
4	Hormazd Sorabjee as a Director of Aditi Mody Family Private Limited (Trustee of Aditi J Mody Trust)		India		Delta Corp Ltd		India		0.00	0.00		No	No	29-10-2010
5	Jaydev Mody as a Director of Anjali Mody Family Private Limited (Trustee of Anjali J Mody Trust)		India		Delta Corp Ltd		India		10.98	0.00		No	No	29-10-2010
6	Sunil Nair as a Director of Anjali Mody Family Private Limited (Trustee of Anjali J Mody Trust)		India		Delta Corp Ltd		India		0.00	0.00		No	No	29-10-2010
7	Hormazd Sorabjee as a Director of Anjali Mody Family Private Limited(Trustee of Anjali J Mody Trust)		India		Delta Corp Ltd		India		0.00	0.00		No	No	29-10-2010

Note: Delta Penland Private Limited has filed Form BEN 2 for giving declaration by Delta Corp Limited as holding Company. Pursuant to the provisions of Companies Act, 2013 above mentioned persons are beneficial owners of Delta Corp Limited.

*M. A. A.*





Shareholding Pattern under Regulation 31 of SEBI (Listing Obligation and Disclosure Requirements) Regulations, 2015

1. Name of Entity : DELTA PENLAND PRIVATE LIMITED
2. Scrip Code/Name of Scrip/Class of Security: Equity shares : NA
3. Scrip Code/Name of Scrip/Class of Security: Equity shares : NA
3. Share Holding Patter filed under: Re. 31(1)(a)
4. a. If under 31(1)(b) then indicate the report for as on: Indicative (Post Scheme)  
b. if under 31(1)(c) then indicate date of allotment/extinguishment
5. Declaration : The Listed entity is required to submit the following declaration to the extenet of submission of information:

Sr. No.	Particular	Yes/No	Promoter and Promoter Group	Public shareholder	Non Promoter-Non Public
1	Whether the Listed Entity has issued any partly paid up shares?	No	No	No	No
2	Whether the Listed Entity has issued any Convertible Securities ?	No	No	No	No
3	Whether the Listed Entity has issued any Warrants ?	No	No	No	No
4	Whether the Listed Entity has any shares against which depository receipts are issued?	No	No	No	No
5	Whether the Listed Entity has any shares in locked-in?	No	No	No	No
6	Whether any shares held by promoters are pledge or otherwise encumbered?	No	No		
7	Whether company has equity shares with differential voting rights?	No	No	No	No
8	Whether the listed entity has any significant beneficial owner?	Yes			

*Maa an*




Table I - Summary Statement holding of specified securities

Category	Category of shareholder	Nos. of shareholders	No. of fully paid up equity shares held	No. of Partly paid-up equity shares held	No. of shares underlying Depository Receipts	Total nos. shares held	Shareholding as a % of total no. of shares (calculated as per SCRR, 1957)  As a % of (A+B+C2)	Number of Voting Rights held in each class of securities				No. of Shares Underlying Outstanding convertible securities (including Warrants)	Shareholding, as a % assuming full conversion of convertible securities (as a percentage of diluted share capital) As a % of (A+B+C2)	Number of Locked in shares		Number of Shares pledged or		Number of equity shares held in dematerialized form (XIV)
								No of Voting Rights			Total as a % of (A+B+C)			No. (a)	As a % of total Shares held (b)	No. (a)	As a % of total Shares held (b)	
								Class eg: X	Class eg: y	Total								
(I)	(II)	(III)	(IV)	(V)	(VI)	(VII) = (IV)+(V)+(VI)	(VIII)	(IX)				(X)	(XI) = (VII)+(X)	(XII)		(XIII)		(XIV)
(I)	(II)	(III)	(IV)	(V)	(VI)	(VII) = (IV)+(V)+(VI)	(VIII)	(IX)				(X)	(XI) = (VII)+(X)	(XII)		(XIII)		(XIV)
(A)	Promoter & Promoter Group	9	89050440	0	0	89050440	33.26	89050440	0	89050440	33.26	0	33.26	0	0	0	0	89050440
(B)	Public	384060	178720657	0	0	178720657	66.74	178720657	0	178720657	66.74	0	66.74	0	0	39496030	22.1	177574317
(C)	Non Promoter - Non Public	0	0	0	0	0	0	0	0	0	0	0	0	0	0	0	0	0
(C1)	Shares underlying DRs	0	0	0	0	0	0	0	0	0	0	0	0	0	0	0	0	0
(C2)	Shares held by Employee Trusts	0	0	0	0	0	0	0	0	0	0	0	0	0	0	0	0	0
	<b>Total</b>	<b>384069</b>	<b>267771097</b>	<b>0</b>	<b>0</b>	<b>267771097</b>	<b>100</b>	<b>267771097</b>	<b>0</b>	<b>267771097</b>	<b>100</b>	<b>0</b>	<b>100</b>	<b>0</b>	<b>0</b>	<b>39496030</b>	<b>14.75</b>	<b>266624757</b>

Note: Delta Corp Limited has outstanding employee stock options under its existing employee stock appreciation rights and stock option schemes, the exercise of which may result in an increase in the issued and paid-up share capital of Delta Penland Private Limited.

Maa




Table II - Statement showing shareholding pattern of the Promoter and Promoter Group

Category & Name of the shareholders	Entity type i.e. promoter OR promoter group entity	Nos. of shareholders	No. of fully paid up equity shares held	Partly paid-up equity shares held	No. of shares underlying Depository Receipts	Total nos. shares held	Shareholding % calculated as per SCRR, 1957 As a % of (A+B+C2)	Number of Voting Rights held in each class of securities				No. of Shares Underlying Outstanding convertible securities (including Warrants)	Shareholding , as a % assuming full conversion of convertible securities ( as a percentage of diluted share capital) As a % of (A+B+C2)	Number of Locked in shares		Number of Shares pledged or		Number of equity shares held in dematerialized form	
								No of Voting Rights			Total as a % of (A+B+C)			No. (a)	As a % of total Shares held (b)	No. (a)	As a % of total Shares held (b)		
								Class eg: X	Class eg: y	Total									
(I)		(III)	(IV)	(V)	(VI)	(VII) = (IV)+(V)+(VI)	(VIII)	(IX)			(X)	(XI) = (VII)+(X)	(XII)		(XIII)		(XIV)		
<b>1</b>	<b>Indian</b>																		
(a)	Individuals / Hindu Undivided Family																		
	JAYDEV MUKUND MODY	Promoter	1	300200	0	0	300200	0.11	300200	0	300200	0.11	0	0.11	0	0	0	0	300200
	AMBIKA SUNEET KOTHARI	Promoter Group	1	114048	0	0	114048	0.04	114048	0	114048	0.04	0	0.04	0	0	0	0	114048
	GOPIKA SINGHANIA	Promoter Group	1	114038	0	0	114038	0.04	114038	0	114038	0.04	0	0.04	0	0	0	0	114038
	KALPANA SINGHANIA	Promoter Group	1	100044	0	0	100044	0.04	100044	0	100044	0.04	0	0.04	0	0	0	0	100044
	Urvi Pitramal A	Promoter Group	1	40000	0	0	40000	0.01	40000	0	40000	0.01	0	0.01	0	0	0	0	40000
(b)	Central Government / State Government (s)																		
(c)	Financial Institutions / Banks																		
(d)	Any other (specify)																		
	HIGHLAND RESORTS LLP	Promoter Group	1	202120	0	0	202120	0.08	202120	0	202120	0.08	0	0.08	0	0	0	0	202120
	*AARTI PANDIT FAMILY PRIVATE LIMITED	Promoter	1	29393330	0	0	29393330	10.98	29393330	0	29393330	10.98	0	10.98	0	0	0	0	29393330
	*ANJALI MODY FAMILY PRIVATE LIMITED	Promoter	1	29393330	0	0	29393330	10.98	29393330	0	29393330	10.98	0	10.98	0	0	0	0	29393330
	*ADITI MODY FAMILY PRIVATE LIMITED	Promoter	1	29393330	0	0	29393330	10.98	29393330	0	29393330	10.98	0	10.98	0	0	0	0	29393330
	<b>Sub-Total (A)(1)</b>		<b>9</b>	<b>89050440</b>	<b>0</b>	<b>0</b>	<b>89050440</b>	<b>33.26</b>	<b>89050440</b>	<b>0</b>	<b>89050440</b>	<b>33.26</b>	<b>0</b>	<b>33.26</b>	<b>0</b>	<b>0</b>	<b>0</b>	<b>0</b>	<b>89050440</b>
<b>2</b>	<b>Foreign</b>																		
(a)	Individuals (Non-Resident Individuals/ Foreign Individuals)																		
(b)	Government																		
(c)	Institutions																		
(d)	Foreign Portfolio Investor																		
(e)	Any other (specify)																		
	<b>Sub Total (A) (2)</b>		<b>0</b>	<b>0</b>	<b>0</b>	<b>0</b>	<b>0</b>	<b>0</b>	<b>0</b>	<b>0</b>	<b>0</b>	<b>0</b>	<b>0</b>	<b>0</b>	<b>0</b>	<b>0</b>	<b>0</b>	<b>0</b>	<b>0</b>
	<b>Total Shareholding of Promoter and Promoter Group (A) = (A)(1)+(A)(2)</b>		<b>9</b>	<b>89050440</b>	<b>0</b>	<b>0</b>	<b>89050440</b>	<b>33.26</b>	<b>89050440</b>	<b>0</b>	<b>89050440</b>	<b>33.26</b>	<b>0</b>	<b>33.26</b>	<b>0</b>	<b>0</b>	<b>0</b>	<b>0</b>	<b>89050440</b>

\* AARTI PANDIT FAMILY PRIVATE LIMITED (Holding shares in capacity of trustee of Aarti J Mody Trust)  
 \* ANJALI MODY FAMILY PRIVATE LIMITED (Holding shares in capacity of trustee of Anjali J Mody Trust)  
 \* ADITI MODY FAMILY PRIVATE LIMITED (Holding shares in capacity of trustee of Aditi J Mody Trust)

Maa an





Table III - Statement showing shareholding pattern of the Public shareholder

	Category & Name of the shareholders	Nos. of shareholders	No. of fully paid up equity shares held	Partly paid-up equity shares	No. of shares underlying	Total nos. shares held	Shareholding % calculated as per	Number of Voting Rights held in each class of			No. of Shares Underlying	Total Shareholding, as a %	Number of Locked	Number of Shares		Number of equity shares held in dematerialized	Sub-categorization of shares					
								No of Voting Rights						Total as a % of (A+B+C)	No. (a)		As a % of total Shares	No. (a) (Not applicable)	As a % of total Shares	Shareholding (No. of shares) under		
								Class eg: X	Class eg: y	Total										Sub-category (i)	Sub-category (ii)	Sub-category (iii)
(I)	(III)	(IV)	(V)	(VI)	(VII) = (IV)+(V)+(VI)	(VIII)	(IX)			(X)	(XI)=(VII)+(X)	(XII)	(XIII)		(XIV)							
<b>1</b>	<b>Institutions (Domestic)</b>																					
(a)	Mutual Funds	7	23045658	0	0	23045658	8.61	23045658	0	23045658	8.61	0	8.61	0	0	0	0	23045658	0	0	0	
	HDFC SMALL CAP FUND	1	10190330	0	0	10190330	3.81	10190330	0	10190330	3.81	0	3.81	0	0	0	0	10190330	0	0	0	
	HDFC MUTUAL FUND - HDFC MULTI CAP FUND	1	4599262	0	0	4599262	1.72	4599262	0	4599262	1.72	0	1.72	0	0	0	0	4599262	0	0	0	
	HDFC MUTUAL FUND - HDFC MID-CAP OPPORTUNITIES FUND	1	7236036	0	0	7236036	2.7	7236036	0	7236036	2.7	0	2.7	0	0	0	0	7236036	0	0	0	
(b)	Venture Capital Funds	0	0	0	0	0	0	0	0	0	0	0	0	0	0	0	0	0	0	0	0	
(c)	Alternate Investment Funds	2	9117	0	0	9117	0	9117	0	9117	0	0	0	0	0	117	1.28	9117	0	0	0	
(d)	Banks	2	8870	0	0	8870	0	8870	0	8870	0	0	0	0	0	0	0	8870	0	0	0	
(e)	Insurance Companies	0	0	0	0	0	0	0	0	0	0	0	0	0	0	0	0	0	0	0	0	
(f)	Provident Funds/ Pension Funds	0	0	0	0	0	0	0	0	0	0	0	0	0	0	0	0	0	0	0	0	
(g)	Asset Reconstruction Companies	0	0	0	0	0	0	0	0	0	0	0	0	0	0	0	0	0	0	0	0	
(h)	Sovereign Wealth Funds	0	0	0	0	0	0	0	0	0	0	0	0	0	0	0	0	0	0	0	0	
(i)	NBFCs registered with RBI	1	1950	0	0	1950	0	1950	0	1950	0	0	0	0	0	0	0	1950	0	0	0	
(j)	Other Financial Institutions	0	0	0	0	0	0	0	0	0	0	0	0	0	0	0	0	0	0	0	0	
(k)	Any Other (specify)	0	0	0	0	0	0	0	0	0	0	0	0	0	0	0	0	0	0	0	0	
	<b>Sub Total (B) (1)</b>	<b>12</b>	<b>23065595</b>	<b>0</b>	<b>0</b>	<b>23065595</b>	<b>8.61</b>	<b>23065595</b>	<b>0</b>	<b>23065595</b>	<b>8.61</b>	<b>0</b>	<b>8.61</b>	<b>0</b>	<b>0</b>	<b>117</b>	<b>0</b>	<b>23065595</b>	<b>0</b>	<b>0</b>	<b>0</b>	
<b>2</b>	<b>Institutions (Foreign)</b>																					
(a)	Foreign Direct Investment	0	0	0	0	0	0	0	0	0	0	0	0	0	0	0	0	0	0	0	0	
(b)	Foreign Venture Capital	0	0	0	0	0	0	0	0	0	0	0	0	0	0	0	0	0	0	0	0	
(c)	Sovereign Wealth Funds	0	0	0	0	0	0	0	0	0	0	0	0	0	0	0	0	0	0	0	0	
(d)	Foreign Portfolio Investors Category I	35	2556925	0	0	2556925	0.95	2556925	0	2556925	0.95	0	0.95	0	0	0	0	2556925	0	0	0	
(e)	Foreign Portfolio Investors Category II	3	812673	0	0	812673	0.3	812673	0	812673	0.3	0	0.3	0	0	0	0	812673	0	0	0	
(f)	Overseas Depositories (holding DRs) (balancing figure)	0	0	0	0	0	0	0	0	0	0	0	0	0	0	0	0	0	0	0	0	
(g)	Any Other (specify)																					
	<b>Sub Total (B) (2)</b>	<b>38</b>	<b>3369598</b>	<b>0</b>	<b>0</b>	<b>3369598</b>	<b>1.26</b>	<b>3369598</b>	<b>0</b>	<b>3369598</b>	<b>1.26</b>	<b>0</b>	<b>1.26</b>	<b>0</b>	<b>0</b>	<b>0</b>	<b>0</b>	<b>3369598</b>	<b>0</b>	<b>0</b>	<b>0</b>	
<b>3</b>	<b>Central Government/ State Government(s)/ President of India</b>																					
(a)	Central Government / President of India	0	0	0	0	0	0	0	0	0	0	0	0	0	0	0	0	0	0	0	0	
(b)	State Government / Governor	0	0	0	0	0	0	0	0	0	0	0	0	0	0	0	0	0	0	0	0	
(c)	Shareholding by Companies or Bodies Corporate where Central / State Government is a promoter	0	0	0	0	0	0	0	0	0	0	0	0	0	0	0	0	0	0	0	0	
	<b>Sub Total (B) (3)</b>	<b>0</b>	<b>0</b>	<b>0</b>	<b>0</b>	<b>0</b>	<b>0</b>	<b>0</b>	<b>0</b>	<b>0</b>	<b>0</b>	<b>0</b>	<b>0</b>	<b>0</b>	<b>0</b>	<b>0</b>	<b>0</b>	<b>0</b>	<b>0</b>	<b>0</b>	<b>0</b>	
<b>4</b>	<b>Non-institutions</b>																					
(a)	Associate companies / Subsidiaries	0	0	0	0	0	0	0	0	0	0	0	0	0	0	0	0	0	0	0	0	
(b)	Directors and their relatives (excluding independent directors and nominee directors)	1	240000	0	0	240000	0.09	240000	0	240000	0.09	0	0.09	0	0	0	0	240000	0	0	0	
(c)	Key Managerial Personnel (KMP)	2	30756	0	0	30756	0.01	30756	0	30756	0.01	0	0.01	0	0	30756	100	30756	0	0	0	
(d)	Relatives of promoters (other than 'immediate relatives' of promoters disclosed under 'Promoter and Promoter Group' category)	0	0	0	0	0	0	0	0	0	0	0	0	0	0	0	0	0	0	0	0	
(e)	Trusts where any person belonging to 'Promoter and Promoter Group' category is trustee, 'beneficiary', or 'author of the trust'	0	0	0	0	0	0	0	0	0	0	0	0	0	0	0	0	0	0	0	0	
(f)	Investor Education and Protection Fund (IEPF)	1	1663521	0	0	1663521	0.62	1663521	0	1663521	0.62	0	0.62	0	0	0	0	1663521	0	0	0	
(g)	Resident Individuals holding nominal share capital up to Rs. 2 lakhs	374137	111332823	0	0	111332823	41.58	111332823	0	111332823	41.58	0	41.58	0	0	20011453	17.97	110201343	0	0	0	
(h)	Resident Individuals holding nominal share capital in excess of Rs. 2 lakhs	17	13365985	0	0	13365985	4.99	13365985	0	13365985	4.99	0	4.99	0	0	7824364	58.54	13365985	0	0	0	



Mae an

(i)	Non Resident Indians (NRIs)	3653	4704507	0	0	4704507	1.76	4704507	0	4704507	1.76	0	1.76	0	0	204232	4.34	4689647	0	0	0
(j)	Foreign Nationals	0	0	0	0	0	0	0	0	0	0	0	0	0	0	0	0	0	0	0	0
(k)	Foreign Companies	0	0	0	0	0	0	0	0	0	0	0	0	0	0	0	0	0	0	0	0
(l)	Bodies Corporate	863	8672122	0	0	8672122	3.24	8672122	0	8672122	3.24	0	3.24	0	0	4633016	53.42	8672122	0	0	0
(m)	Any Other (specify)																				
	Enemy Property	0	0	0	0	0	0	0	0	0	0	0	0	0	0	0	0	0	0	0	0
	Societies	0	0	0	0	0	0	0	0	0	0	0	0	0	0	0	0	0	0	0	0
	LLP	102	3119937	0	0	3119937	1.17	3119937	0	3119937	1.17	0	1.17	0	0	2777364	89.02	3119937	0	0	0
	Trusts	2	32	0	0	32	0	32	0	32	0	0	0	0	0	25	78.13	32	0	0	0
	Employees	0	0	0	0	0	0	0	0	0	0	0	0	0	0	0	0	0	0	0	0
	Market Maker	0	0	0	0	0	0	0	0	0	0	0	0	0	0	0	0	0	0	0	0
	Employee Welfare Fund	0	0	0	0	0	0	0	0	0	0	0	0	0	0	0	0	0	0	0	0
	Clearing Members	107	2802617	0	0	2802617	1.05	2802617	0	2802617	1.05	0	1.05	0	0	2313501	82.55	2802617	0	0	0
	HUF	5125	6353164	0	0	6353164	2.37	6353164	0	6353164	2.37	0	2.37	0	0	1701202	26.78	6353164	0	0	0
	Unclaimed or Suspense or Escrow Account	0	0	0	0	0	0	0	0	0	0	0	0	0	0	0	0	0	0	0	0
	Director or Director's Relatives	0	0	0	0	0	0	0	0	0	0	0	0	0	0	0	0	0	0	0	0
	<b>Sub Total (B) (4)</b>	<b>384010</b>	<b>152285464</b>	<b>0</b>	<b>0</b>	<b>152285464</b>	<b>56.87</b>	<b>152285464</b>	<b>0</b>	<b>152285464</b>	<b>56.87</b>	<b>0</b>	<b>56.87</b>	<b>0</b>	<b>0</b>	<b>39495913</b>	<b>25.94</b>	<b>151139124</b>	<b>0</b>	<b>0</b>	<b>0</b>
	<b>Total Public Shareholding (B) = (B)(1) + (B)(2) + (B)(3) + B(4)</b>	<b>384060</b>	<b>178720637</b>	<b>0</b>	<b>0</b>	<b>178720637</b>	<b>66.74</b>	<b>178720637</b>	<b>0</b>	<b>178720637</b>	<b>66.74</b>	<b>0</b>	<b>66.74</b>	<b>0</b>	<b>0</b>	<b>39496030</b>	<b>22.1</b>	<b>177574317</b>	<b>0</b>	<b>0</b>	<b>0</b>

Maa ar





Table IV - Statement showing shareholding pattern of the Non Promoter- Non Public shareholder

Category & Name of the shareholders (I)	PAN	Nos. of shareholders	No. of fully paid up equity shares held	Partly paid-up equity shares held	No. of shares underlying Depository Receipts	Total nos. shares held	Shareholding % calculated as per SCRR, 1957 As a % of (A+B+C2)	Number of Voting Rights held in each class of securities				No. of Shares Underlying Outstanding convertible securities (including Warrants)	Total Shareholding, as a % assuming full conversion of convertible securities (as a percentage of diluted share capital)	Number of Locked in shares		Number of Shares pledged or		Number of equity shares held in dematerialized form
								No of Voting Rights			Total as a % of (A+B+C)			No. (a)	As a % of total Shares held (b)	No. (a) (Not applicable)	As a % of total Shares held (b) (Not applicable)	
								Class eg: X	Class eg: y	Total								
(II)	(III)	(IV)	(V)	(VI)	(VII) = (IV)+(V)+(VI)	(VIII)	(IX)			(X)	(XI)	(XII)		(XIII)		(XIV)		
(1) Custodian / DR Holder		0	0	0	0	0	0.00	0	0	0	0.00	0	0	0	0.00	0	0.00	0
(a) Name of DR Holder (if available)																		
(2) Employee Benefit Trust (under SEBI (Share based Employee Benefit Regulation, 2014)		0	0	0	0	0	0.00	0	0	0	0.00	0	0	0	0.00	0	0.00	0
(a) Total Non-Promoter-Non Public Shareholding (C)=(1)+(2)		0	0	0	0	0	0.00	0	0	0	0.00	0	0	0	0.00	0	0.00	0

Table V - Statement showing details of Significant Beneficial Owners (SBOs)

Sr. No.	Details of the SBO(I)			Details of the registered owner (II)			Details of holding/right of the SBO in the reporting company, whether direct or indirect*. (III)					Date of creation/	
	Name	PAN/Passport No. in cases of a foreign national	Nationality	Name	PAN/Passport No. in case of a foreign national	Nationality	Shares	Voting Rights	Whether by virtue of:				
							Rights on distributable dividend or any other distribution			Exercises of control		Exercises of significant influence	
NA	NA	NA	NA	NA	NA	NA	NA	NA	NA	NA	NA	NA	NA

Mha an



**Annexure B**

**Table VI - Statement showing foreign ownership limits**

	<i>*Board approved limits</i>	<i>Limits utilized</i>
As on shareholding date	0.00	3.01
As on the end of previous 1st quarter	0.00	3.57
As on the end of previous 2nd quarter	0.00	4.04
As on the end of previous 3rd quarter	0.00	3.62
As on the end of previous 4th quarter	0.00	6.52

Note :- \*Necessary approval of Board will be taken in due course.

*M. A. A.*



Sr. No.	Details of the SBO				Details of the registered owner				Details of holding/ exercise of right of the SBO in the reporting company, whether direct or indirect*:					Date of creation / acquisition of significant beneficial interest
	Name	Passport No. in case of a foreign national	Nationality	Nationality (Applicable in case of Any other is selected)	Name	Passport No. in case of a foreign national	Nationality	Nationality (Applicable in case of Any other is selected)	Whether by virtue of:					
									Shares	Voting rights	Rights on distributable dividend or any other distribution	Exercise of control	Exercise of significant influence	
significant beneficial owners														
1	Jaydev Mody as a Director of Aarti Pandit Family Private Limited (Trustee of Aarti J Mody Trust)		India		Aarti Pandit Family Private Limited ( In capacity of Trustee of Aarti J Mody Trust)		India		10.98	0.00		No	No	29-10-2010
2	Hormazd Sorabjee as a Director of Aarti Pandit Family Private Limited(Trustee of Aarti J Mody Trust)		India		Aarti Pandit Family Private Limited ( In capacity of Trustee of Aarti J Mody Trust)		India		0.00	0.00		No	No	29-10-2010
3	Jaydev Mody as a Director of Aditi Mody Family Private Limited ( Trustee of Aditi J Mody Trust)		India		Aditi Mody Family Private Limited (In capacity of Trustee of Aditi J Mody Trust)		India		10.98	0.00		No	No	29-10-2010
4	Hormazd Sorabjee as a Director of Aditi Mody Family Private Limited (Trustee of Aditi J Mody Trust)		India		Aditi Mody Family Private Limited (In capacity of Trustee of Aditi J Mody Trust)		India		0.00	0.00		No	No	29-10-2010
5	Jaydev Mody as a Director of Anjali Mody Family Private Limited (Trustee of Anjali J Mody Trust)		India		Anjali Mody Family Private Limited (In capacity of Trustee of Anjali J Mody Trust)		India		10.98	0.00		No	No	29-10-2010
6	Sunil Nair as a Director of Anjali Mody Family Private Limited (Trustee of Anjali J Mody Trust)		India		Anjali Mody Family Private Limited (In capacity of Trustee of Anjali J Mody Trust)		India		0.00	0.00		No	No	29-10-2010
7	Hormazd Sorabjee as a Director of Anjali Mody Family Private Limited(Trustee of Anjali J Mody Trust)		India		Anjali Mody Family Private Limited (In capacity of Trustee of Anjali J Mody Trust)		India		0.00	0.00		No	No	29-10-2010

Mha ar

