

Shareholding Pattern under Regulation 31 of SEBI (Listing Obligation and Disclosure Requirements) Regulations, 2015

1. Name of Entity : DELTIN HOTEL & RESORTS PRIVATE LIMITED
2. Scrip Code/Name of Scrip/Class of Security: Equity shares : NA
3. Scrip Code/Name of Scrip/Class of Security: Equity shares : NA
3. Share Holding Patter filed under: Re. 31(1)(a)
4. a. If under 31(1)(b) then indicate the report for as on: 06.12.2024 (Pre-Scheme)
b. if under 31(1)(c) then indicate date of allotment/extinguishment
5. Declaration : The Listed entity is required to submit the following declaration to the extenet of submission of information:

Sr. No.	Particular	Yes/No	Promoter and Promoter Group	Public shareholder	Non Promoter Non Public
1	Whether the Listed Entity has issued any partly paid up shares?	No	No	No	No
2	Whether the Listed Entity has issued any Convertible Securities ?	No	No	No	No
3	Whether the Listed Entity has issued any Warrants ?	No	No	No	No
4	Whether the Listed Entity has any shares against which depository receipts are issued?	No	No	No	No
5	Whether the Listed Entity has any shares in locked-in?	No	No	No	No
6	Whether any shares held by promoters are pledge or otherwise encumbered?	No	No		
7	Whether company has equity shares with differential voting rights?	No	No	No	No
8	Whether the listed entity has any significant beneficial owner?	Yes			




Table I - Summary Statement holding of specified securities

Category	Category of shareholder	Nos. of shareholders	No. of fully paid up equity shares held	No. of Partly paid-up equity shares held	No. of shares underlying Depository Receipts	Total nos. shares held	Shareholding as a % of total no. of shares (calculated as per SCRR, 1957) As a % of (A+B+C2)	Number of Voting Rights held in each class of securities			No. of Shares Underlying convertible securities (including Warrants)	Shareholding, as a % assuming full conversion of convertible securities (as a percentage of diluted share capital) As a % of (A+B+C2)	Number of Locked in shares		Number of Shares pledged or		Number of equity shares held in dematerialized form (XIV)	
								No of Voting Rights					Total as a % of (A+B+C)	No. (a)	As a % of total Shares held (b)	No. (a)		As a % of total Shares held (b)
								Class eg: X	Class eg: y	Total								
(I)	(II)	(III)	(IV)	(V)	(VI)	(VII) = (IV)+(V)+(VI)	(VIII)	(IX)			(X)	(XI) = (VII)+(X)	(XII)	(XIII)	(XIV)			
(I)	(II)	(III)	(IV)	(V)	(VI)	(VII) = (IV)+(V)+(VI)	(VIII)	(IX)			(X)	(XI) = (VII)+(X)	(XII)	(XIII)	(XIV)			
(A)	Promoter & Promoter Group	2	10000	0	0	10000	100	10000	0	10000	100	0	100	0	0	0	9999	
(B)	Public	0	0	0	0	0	0	0	0	0	0	0	0	0	0	0	0	
(C)	Non Promoter - Non Public	0	0	0	0	0	0	0	0	0	0	0	0	0	0	0	0	
(C1)	Shares underlying DRs	0	0	0	0	0	0	0	0	0	0	0	0	0	0	0	0	
(C2)	Shares held by Employee Trusts	0	0	0	0	0	0	0	0	0	0	0	0	0	0	0	0	
	Total	2	10000	0	0	10000	100	10000	0	10000	100	0	100	0	0	0	9999	




Table II - Statement showing shareholding pattern of the Promoter and Promoter Group

Category & Name of the shareholders	Entity type i.e. promoter OR promoter group entity	Nos. of shareholders	No. of fully paid up equity shares held	Partly paid-up equity shares held	No. of shares underlying Depository Receipts	Total nos. shares held	Shareholding % calculated as per SCRR, 1957 As a % of (A+B+C2)	Number of Voting Rights held in each class of securities				No. of Shares Underlying Outstanding convertible securities (including Warrants)	Shareholding, as a % assuming full conversion of convertible securities (as a percentage of diluted share capital) As a % of (A+B+C2)	Number of Locked in shares		Number of Shares pledged or		Number of equity shares held in dematerialized form
								No of Voting Rights			Total as a % of (A+B+C)			No. (a)	As a % of total Shares held (b)	No. (a)	As a % of total Shares held (b)	
								Class eg: X	Class eg: y	Total								
(I)		(III)	(IV)	(V)	(VI)	(VII) = (IV)+(V)+(VI)	(VIII)	(IX)			(X)	(XI) = (VII)+(X)	(XII)	(XIII)	(XIV)			
1	Indian																	
(a)	Individuals / Hindu Undivided Family		0	0	0	0	0	0	0	0	0	0	0	0	0	0	0	0
(b)	Central Government / State Government (s)		0	0	0	0	0	0	0	0	0	0	0	0	0	0	0	0
(c)	Financial Institutions / Banks		0	0	0	0	0	0	0	0	0	0	0	0	0	0	0	0
(d)	Any other (specify)-Body Corporate		0	0	0	0	0	0	0	0	0	0	0	0	0	0	0	0
	Delta Penland Private Limited*	Promoter	2	10000	0	0	10000	100	10000	0	10000	100	100	0	0	0	0	9999
	Sub-Total (A)(1)		2	10000	0	0	10000	100	10000	0	10000	100	100	0	0	0	0	9999
2	Foreign																	
(a)	Individuals (Non-Resident Individuals/ Foreign Individuals)		0	0	0	0	0	0	0	0	0	0	0	0	0	0	0	0
(b)	Government		0	0	0	0	0	0	0	0	0	0	0	0	0	0	0	0
(c)	Institutions		0	0	0	0	0	0	0	0	0	0	0	0	0	0	0	0
(d)	Foreign Portfolio Investor		0	0	0	0	0	0	0	0	0	0	0	0	0	0	0	0
(e)	Any other (specify)		0	0	0	0	0	0	0	0	0	0	0	0	0	0	0	0
	Sub-Total (A) (2)		0	0	0	0	0	0	0	0	0	0	0	0	0	0	0	0
	Total Shareholding of Promoter and Promoter Group (A) = (A)(1)+(A)(2)		2	10000	0	0	10000	100	10000	0	10000	100	100	0	0	0	0	9999

* Including 1 Equity Shares held (in physical mode) by the Nominee Shareholder of Delta Penland Private Limited





Table III - Statement showing shareholding pattern of the Public shareholder

	Category & Name of the shareholders	PAN	Nos. of shareholders	No. of fully paid up equity shares	Partly paid-up equity shares	No. of shares underlying	Total nos. shares held	Shareholding % calculated as per	Number of Voting Rights held in each			No. of Shares Underlying	Total Shareholding, as a %	Number of Locked		Number of Shares		Number of equity shares held in	Sub-categorization of shares			
									Class eg: X	Class eg: Y	Total			No. (a)	As a % of total Shares	No. (a) (Not applicabl	As a % of total Shares		Sub-category (i)	Sub-category (ii)	Sub-category (iii)	
	(I)	(II)	(III)	(IV)	(V)	(VI)	(VII) = (IV)+(V)+(VI)	(VIII)	(IX)			(X)	(XI)=(VI)+(X)	(XII)		(XIII)		(XIV)	(i)	(ii)	(iii)	
1	Institutions (Domestic)																					
(a)	Mutual Funds		0	0	0	0	0	0	0	0	0	0	0	0	0	0	0	0	0	0	0	0
(b)	Venture Capital Funds		0	0	0	0	0	0	0	0	0	0	0	0	0	0	0	0	0	0	0	0
(c)	Alternate Investment Funds		0	0	0	0	0	0	0	0	0	0	0	0	0	0	0	0	0	0	0	0
(d)	Banks		0	0	0	0	0	0	0	0	0	0	0	0	0	0	0	0	0	0	0	0
(e)	Insurance Companies		0	0	0	0	0	0	0	0	0	0	0	0	0	0	0	0	0	0	0	0
(f)	Provident Funds/ Pension Funds		0	0	0	0	0	0	0	0	0	0	0	0	0	0	0	0	0	0	0	0
(g)	Asset Reconstruction Companies		0	0	0	0	0	0	0	0	0	0	0	0	0	0	0	0	0	0	0	0
(h)	Sovereign Wealth Funds		0	0	0	0	0	0	0	0	0	0	0	0	0	0	0	0	0	0	0	0
(i)	NBFCs registered with RBI		0	0	0	0	0	0	0	0	0	0	0	0	0	0	0	0	0	0	0	0
(j)	Other Financial Institutions		0	0	0	0	0	0	0	0	0	0	0	0	0	0	0	0	0	0	0	0
(k)	Any Other (specify)		0	0	0	0	0	0	0	0	0	0	0	0	0	0	0	0	0	0	0	0
	Sub Total (B) (1)		0	0	0	0	0	0	0	0	0	0	0	0	0	0	0	0	0	0	0	0
2	Institutions (Foreign)																					
(a)	Foreign Direct Investment		0	0	0	0	0	0	0	0	0	0	0	0	0	0	0	0	0	0	0	0
(b)	Foreign Venture Capital		0	0	0	0	0	0	0	0	0	0	0	0	0	0	0	0	0	0	0	0
(c)	Sovereign Wealth Funds		0	0	0	0	0	0	0	0	0	0	0	0	0	0	0	0	0	0	0	0
(d)	Foreign Portfolio Investors Category I		0	0	0	0	0	0	0	0	0	0	0	0	0	0	0	0	0	0	0	0
(e)	Foreign Portfolio Investors Category II		0	0	0	0	0	0	0	0	0	0	0	0	0	0	0	0	0	0	0	0
(f)	Overseas Depositories (holding DRs) (balancing figure)		0	0	0	0	0	0	0	0	0	0	0	0	0	0	0	0	0	0	0	0
(g)	Any Other (specify)		0	0	0	0	0	0	0	0	0	0	0	0	0	0	0	0	0	0	0	0
	Sub Total (B) (2)		0	0	0	0	0	0	0	0	0	0	0	0	0	0	0	0	0	0	0	0
3	Central Government/ State Government(s)/ President of India																					
(a)	Central Government / President of India		0	0	0	0	0	0	0	0	0	0	0	0	0	0	0	0	0	0	0	0
(b)	State Government / Governor		0	0	0	0	0	0	0	0	0	0	0	0	0	0	0	0	0	0	0	0
(c)	Shareholding by Companies or Bodies Corporate where Central / State Government is a promoter		0	0	0	0	0	0	0	0	0	0	0	0	0	0	0	0	0	0	0	0
	Sub Total (B) (3)		0	0	0	0	0	0	0	0	0	0	0	0	0	0	0	0	0	0	0	0
4	Non-institutions																					
(a)	Associate companies / Subsidiaries		0	0	0	0	0	0	0	0	0	0	0	0	0	0	0	0	0	0	0	0
(b)	Directors and their relatives (excluding independent directors and nominee directors)		0	0	0	0	0	0	0	0	0	0	0	0	0	0	0	0	0	0	0	0
(c)	Key Managerial Personnel (KMP)		0	0	0	0	0	0	0	0	0	0	0	0	0	0	0	0	0	0	0	0
(d)	Relatives of promoters (other than 'immediate relatives' of promoters disclosed under 'Promoter and Promoter Group' category)		0	0	0	0	0	0	0	0	0	0	0	0	0	0	0	0	0	0	0	0
(e)	Trusts where any person belonging to 'Promoter and Promoter Group' category is trustee, 'beneficiary', or 'author of the trust'		0	0	0	0	0	0	0	0	0	0	0	0	0	0	0	0	0	0	0	0
(f)	Investor Education and Protection Fund (IEPF)		0	0	0	0	0	0	0	0	0	0	0	0	0	0	0	0	0	0	0	0
(g)	Resident Individuals holding nominal share capital up to Rs. 2 lakhs		0	0	0	0	0	0	0	0	0	0	0	0	0	0	0	0	0	0	0	0
(h)	Resident Individuals holding nominal share capital in excess of Rs. 2 lakhs		0	0	0	0	0	0	0	0	0	0	0	0	0	0	0	0	0	0	0	0
(i)	Non Resident Indians (NRIs)		0	0	0	0	0	0	0	0	0	0	0	0	0	0	0	0	0	0	0	0



(j)	Foreign Nationals	0	0	0	0	0	0	0	0	0	0	0	0	0	0	0	0	0	0	0
(k)	Foreign Companies	0	0	0	0	0	0	0	0	0	0	0	0	0	0	0	0	0	0	0
(l)	Bodies Corporate	0	0	0	0	0	0	0	0	0	0	0	0	0	0	0	0	0	0	0
(m)	Any Other (specify)																			
	Enemy Property	0	0	0	0	0	0	0	0	0	0	0	0	0	0	0	0	0	0	0
	Societies	0	0	0	0	0	0	0	0	0	0	0	0	0	0	0	0	0	0	0
	LLP	0	0	0	0	0	0	0	0	0	0	0	0	0	0	0	0	0	0	0
	Trusts	0	0	0	0	0	0	0	0	0	0	0	0	0	0	0	0	0	0	0
	Employees	0	0	0	0	0	0	0	0	0	0	0	0	0	0	0	0	0	0	0
	Market Maker	0	0	0	0	0	0	0	0	0	0	0	0	0	0	0	0	0	0	0
	Employee Welfare Fund	0	0	0	0	0	0	0	0	0	0	0	0	0	0	0	0	0	0	0
	Clearing Members	0	0	0	0	0	0	0	0	0	0	0	0	0	0	0	0	0	0	0
	HUF	0	0	0	0	0	0	0	0	0	0	0	0	0	0	0	0	0	0	0
	Unclaimed or Suspense or Escrow Account	0	0	0	0	0	0	0	0	0	0	0	0	0	0	0	0	0	0	0
	Director or Director's Relatives	0	0	0	0	0	0	0	0	0	0	0	0	0	0	0	0	0	0	0
	Sub Total (B) (4)	0	0	0	0	0	0	0	0	0	0	0	0	0	0	0	0	0	0	0
	Total Public Shareholding (B) = (B)(1) + (B)(2) + (B)(3) + B(4)	0	0	0	0	0	0	0	0	0	0	0	0	0	0	0	0	0	0	0





Table IV - Statement showing shareholding pattern of the Non Promoter- Non Public shareholder																			
Category & Name of the shareholders (I)	PAN	Nos. of shareholders	No. of fully paid up equity shares held	Partly paid-up equity shares held	No. of shares underlying Depository Receipts	Total nos. shares held	Shareholding % calculated as per SCRR, 1957 As a % of (A+B+C2)	Number of Voting Rights held in each class of securities				No. of Shares Underlying Outstanding convertible securities (including Warrants)	Total Shareholding, as a % assuming full conversion of convertible securities (as a percentage of diluted share capital)	Number of Locked in shares		Number of Shares pledged or		Number of equity shares held in dematerialized form	
								No of Voting Rights			Total as a % of (A+B+C)			No. (a)	As a % of total Shares held (b)	No. (a) (Not applicable)	As a % of total Shares held (b) (Not applicable)		
								Class eg: X	Class eg: y	Total									
(II)	(III)	(IV)	(V)	(VI)	(VII) = (IV)+(V)+(VI)	(VIII)	(IX)	(X)	(XI)	(XII)	(XIII)	(XIV)							
(1) Custodian / DR Holder		0	0	0	0	0	0.00	0	0	0	0.00	0	0	0	0.00	0	0.00	0	
(a) Name of DR Holder (if available)		0	0	0	0	0	0	0	0	0	0	0	0	0	0	0	0	0	
(2) Employee Benefit Trust (under SEBI (Share based Employee Benefit		0	0	0	0	0	0.00	0	0	0	0.00	0	0	0	0.00	0	0.00	0	
(a) Total Non-Promoter-Non Public Shareholding (C)=(C)(1)+(C)(2)		0	0	0	0	0	0.00	0	0	0	0.00	0	0	0	0.00	0	0.00	0	


Table V - Statement showing details of Significant Beneficial Owners (SBOs)												
Sr. No.	Details of the SBO(I)			Details of the registered owner (II)			Details of holding/right of the SBO in the reporting company, whether direct or indirect: (III)					Date of creation/
	Name	PAN/Passport No. in cases of a foreign national	Nationality	Name	PAN/Passport No. in case of a foreign national	Nationality	Shares	Voting Rights	Whether by virtue of:			
									Rights on distributable dividend or any other distribution	Exercises of control	Exercises of significant influence	
NA	NA	NA	NA	NA	NA	NA	NA	NA	NA	NA	NA	NA



Annexure B


Table VI - Statement showing foreign ownership limits

	<i>Board approved limits</i>	<i>Limits utilized</i>
As on shareholding date	0.00	0.00
As on the end of previous 1st quarter	0.00	0.00
As on the end of previous 2nd quarter	0.00	0.00
As on the end of previous 3rd quarter	0.00	0.00
As on the end of previous 4th quarter	0.00	0.00



Sr. No.	Details of the SBO				Details of the registered owner				Details of holding/ exercise of right of the SBO in the reporting company, whether direct or indirect*:					Date of creation / acquisition of significant beneficial interest
	Name	Passport No. in case of a foreign national	Nationality	Nationality (Applicable in case of Any other is selected)	Name	Passport No. in case of a foreign national	Nationality	Nationality (Applicable in case of Any other is selected)	Whether by virtue of:					
									Shares	Voting rights	Rights on distributable dividend or any other distribution	Exercise of control	Exercise of significant influence	
significant beneficial owners														
1	Jaydev Mody as a Director of Aarti Pandit Family Private Limited (Trustee of Aarti J Mody Trust)		India		Delta Penland Private Limited		India		10.98	0.00		No	No	21-12-2016
2	Hormazd Sorabjee as a Director of Aarti Pandit Family Private Limited(Trustee of Aarti J Mody Trust)		India		Delta Penland Private Limited		India		0.00	0.00		No	No	21-12-2016
3	Jaydev Mody as a Director of Aditi Mody Family Private Limited (Trustee of Aditi J Mody Trust)		India		Delta Penland Private Limited		India		10.98	0.00		No	No	21-12-2016
4	Hormazd Sorabjee as a Director of Aditi Mody Family Private Limited (Trustee of Aditi J Mody Trust)		India		Delta Penland Private Limited		India		0.00	0.00		No	No	21-12-2016
5	Jaydev Mody as a Director of Anjali Mody Family Private Limited (Trustee of Anjali J Mody Trust)		India		Delta Penland Private Limited		India		10.98	0.00		No	No	21-12-2016
6	Sunil Nair as a Director of Anjali Mody Family Private Limited (Trustee of Anjali J Mody Trust)		India		Delta Penland Private Limited		India		0.00	0.00		No	No	21-12-2016
7	Hormazd Sorabjee as a Director of Anjali Mody Family Private Limited(Trustee of Anjali J Mody Trust)		India		Delta Penland Private Limited		India		0.00	0.00		No	No	21-12-2016

Note:- Deltin Hotel & Resorts Private Limited has filed Form BEN 2 in view of declaration given by Delta Corp Limited as ultimate holding Company. Pursuant to the provisions of Companies Act, 2013 above mentioned persons are beneficial owners of Delta Corp Limited.



Shareholding Pattern under Regulation 31 of SEBI (Listing Obligation and Disclosure Requirements) Regulations, 2015

1. Name of Entity : DELTIN HOTEL & RESORTS PRIVATE LIMITED
2. Scrip Code/Name of Scrip/Class of Security: Equity shares : NA
3. Scrip Code/Name of Scrip/Class of Security: Equity shares : NA
3. Share Holding Patter filed under: Re. 31(1)(a)
4. a. If under 31(1)(b) then indicate the report for as on: 06.12.2024 (Post-Scheme)
b. if under 31(1)(c) then indicate date of allotment/extinguishment
5. Declaration : The Listed entity is required to submit the following declaration to the extenet of submission of information:

Sr. No.	Particular	Yes/No	Promoter and Promoter Group	Public shareholder	Non Promoter Non Public
1	Whether the Listed Entity has issued any partly paid up shares?	No	No	No	No
2	Whether the Listed Entity has issued any Convertible Securities ?	No	No	No	No
3	Whether the Listed Entity has issued any Warrants ?	No	No	No	No
4	Whether the Listed Entity has any shares against which depository receipts are issued?	No	No	No	No
5	Whether the Listed Entity has any shares in locked-in?	No	No	No	No
6	Whether any shares held by promoters are pledge or otherwise encumbered?	No	No		
7	Whether company has equity shares with differential voting rights?	No	No	No	No
8	Whether the listed entity has any significant beneficial owner?	Yes			




Table I - Summary Statement holding of specified securities

Category	Category of shareholder	Nos. of shareholders	No. of fully paid up equity shares held	No. of Partly paid-up equity shares held	No. of shares underlying Depository Receipts	Total nos. shares held	Shareholding as a % of total no. of shares (calculated as per SCRR, 1957) As a % of (A+B+C2)	Number of Voting Rights held in each class of securities			No. of Shares Underlying Outstanding convertible securities (including Warrants)	Shareholding, as a % assuming full conversion of convertible securities (as a percentage of diluted share capital) As a % of (A+B+C2)	Number of Locked in shares		Number of Shares pledged or		Number of equity shares held in dematerialized form (XIV)	
								No of Voting Rights					Total as a % of (A+B+C)	No. (a)	As a % of total Shares held (b)	No. (a)		As a % of total Shares held (b)
								Class eg: X	Class eg: y	Total								
(I)	(II)	(III)	(IV)	(V)	(VI)	(VII) = (IV)+(V)+(VI)	(VIII)	(IX)			(X)	(XI) = (VII)+(X)	(XII)	(XIII)	(XIV)			
(I)	(II)	(III)	(IV)	(V)	(VI)	(VII) = (IV)+(V)+(VI)	(VIII)	(IX)			(X)	(XI) = (VII)+(X)	(XII)	(XIII)	(XIV)			
(A)	Promoter & Promoter Group	2	10000	0	0	10000	100	10000	0	10000	100	0	100	0	0	0	0	10000
(B)	Public	0	0	0	0	0	0	0	0	0	0	0	0	0	0	0	0	0
(C)	Non Promoter - Non Public	0	0	0	0	0	0	0	0	0	0	0	0	0	0	0	0	0
(C1)	Shares underlying DRs	0	0	0	0	0	0	0	0	0	0	0	0	0	0	0	0	0
(C2)	Shares held by Employee Trusts	0	0	0	0	0	0	0	0	0	0	0	0	0	0	0	0	0
	Total	2	10000	0	0	10000	100	10000	0	10000	100	0	100	0	0	0	0	10000




Table II - Statement showing shareholding pattern of the Promoter and Promoter Group

Category & Name of the shareholders	Entity type i.e. promoter OR promoter group entity	Nos. of shareholders	No. of fully paid up equity shares held	Partly paid-up equity shares held	No. of shares underlying Depository Receipts	Total nos. shares held	Shareholding % calculated as per SCRR, 1957 As a % of (A+B+C2)	Number of Voting Rights held in each class of securities				No. of Shares Underlying Outstanding convertible securities (including Warrants)	Shareholding, as a % assuming full conversion of convertible securities (as a percentage of diluted share capital) As a % of (A+B+C2)	Number of Locked in shares		Number of Shares pledged or		Number of equity shares held in dematerialized form	
								No of Voting Rights			Total as a % of (A+B+C)			No. (a)	As a % of total Shares held (b)	No. (a)	As a % of total Shares held (b)		
								Class eg: X	Class eg: y	Total									
(I)		(III)	(IV)	(V)	(VI)	(VII) = (IV)+(V)+(VI)	(VIII)	(IX)			(X)	(XI) = (VII)+(X)	(XII)		(XIII)		(XIV)		
1 Indian																			
(a) Individuals / Hindu Undivided Family		0	0	0	0	0	0	0	0	0	0	0	0	0	0	0	0	0	0
(b) Central Government / State Government (s)		0	0	0	0	0	0	0	0	0	0	0	0	0	0	0	0	0	0
(c) Financial Institutions / Banks		0	0	0	0	0	0	0	0	0	0	0	0	0	0	0	0	0	0
(d) Any other (specify)-Body Corporate		0	0	0	0	0	0	0	0	0	0	0	0	0	0	0	0	0	0
Delta Penland Private Limited*	Promoter	2	10000	0	0	10000	100	10000	0	10000	100	100	0	100	0	0	0	0	10000
Sub-Total (A)(1)		2	10000	0	0	10000	100	10000	0	10000	100	100	0	100	0	0	0	0	10000
2 Foreign																			
(a) Individuals (Non-Resident Individuals/ Foreign Individuals)		0	0	0	0	0	0	0	0	0	0	0	0	0	0	0	0	0	0
(b) Government		0	0	0	0	0	0	0	0	0	0	0	0	0	0	0	0	0	0
(c) Institutions		0	0	0	0	0	0	0	0	0	0	0	0	0	0	0	0	0	0
(d) Foreign Portfolio Investor		0	0	0	0	0	0	0	0	0	0	0	0	0	0	0	0	0	0
(e) Any other (specify)		0	0	0	0	0	0	0	0	0	0	0	0	0	0	0	0	0	0
Sub-Total (A) (2)		0	0	0	0	0	0	0	0	0	0	0	0	0	0	0	0	0	0
Total Shareholding of Promoter and Promoter Group (A)= (A)(1)+(A)(2)		2	10000	0	0	10000	100	10000	0	10000	100	100	0	100	0	0	0	0	10000

* Including 1 Equity Shares held by the Nominee Shareholder of Delta Penland Private Limited

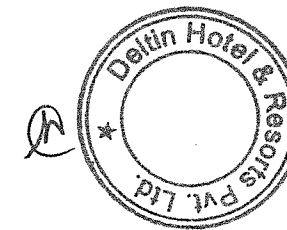



Table III - Statement showing shareholding pattern of the Public shareholder

(I)	(II)	(III)	(IV)	(V)	(VI)	(VII) = (IV)+(V)+(VI)	(VIII)	(IX)			(X)	(XI) = (VI)+(X)	(XII)		(XIV)	(XIII)			(XIV)	Sub-categorization of shares under Shareholding (No. of shares)		
								Number of Voting Rights held in each					No. (a)	As a % of Total Shares		No. (a) (Not applicabl)	As a % of total Shares	Sub-category (i)		Sub-category (ii)	Sub-category (iii)	
								Class eg: X	Class eg: Y	Total												
1	Institutions (Domestic)																					
(a)	Mutual Funds		0	0	0	0	0	0	0	0	0	0	0	0	0	0	0	0	0	0	0	0
(b)	Venture Capital Funds		0	0	0	0	0	0	0	0	0	0	0	0	0	0	0	0	0	0	0	0
(c)	Alternate Investment Funds		0	0	0	0	0	0	0	0	0	0	0	0	0	0	0	0	0	0	0	0
(d)	Banks		0	0	0	0	0	0	0	0	0	0	0	0	0	0	0	0	0	0	0	0
(e)	Insurance Companies		0	0	0	0	0	0	0	0	0	0	0	0	0	0	0	0	0	0	0	0
(f)	Provident Funds/ Pension Funds		0	0	0	0	0	0	0	0	0	0	0	0	0	0	0	0	0	0	0	0
(g)	Asset Reconstruction Companies		0	0	0	0	0	0	0	0	0	0	0	0	0	0	0	0	0	0	0	0
(h)	Sovereign Wealth Funds		0	0	0	0	0	0	0	0	0	0	0	0	0	0	0	0	0	0	0	0
(i)	NBFCs registered with RBI		0	0	0	0	0	0	0	0	0	0	0	0	0	0	0	0	0	0	0	0
(j)	Other Financial Institutions		0	0	0	0	0	0	0	0	0	0	0	0	0	0	0	0	0	0	0	0
(k)	Any Other (specify)		0	0	0	0	0	0	0	0	0	0	0	0	0	0	0	0	0	0	0	0
	Sub Total (B) (1)		0	0	0	0	0	0	0	0	0	0	0	0	0	0	0	0	0	0	0	0
2	Institutions (Foreign)																					
(a)	Foreign Direct Investment		0	0	0	0	0	0	0	0	0	0	0	0	0	0	0	0	0	0	0	0
(b)	Foreign Venture Capital		0	0	0	0	0	0	0	0	0	0	0	0	0	0	0	0	0	0	0	0
(c)	Sovereign Wealth Funds		0	0	0	0	0	0	0	0	0	0	0	0	0	0	0	0	0	0	0	0
(d)	Foreign Portfolio Investors Category I		0	0	0	0	0	0	0	0	0	0	0	0	0	0	0	0	0	0	0	0
(e)	Foreign Portfolio Investors Category II		0	0	0	0	0	0	0	0	0	0	0	0	0	0	0	0	0	0	0	0
(f)	Overseas Depositories (holding DRs) (balancing figure)		0	0	0	0	0	0	0	0	0	0	0	0	0	0	0	0	0	0	0	0
(g)	Any Other (specify)		0	0	0	0	0	0	0	0	0	0	0	0	0	0	0	0	0	0	0	0
	Sub Total (B) (2)		0	0	0	0	0	0	0	0	0	0	0	0	0	0	0	0	0	0	0	0
3	Central Government/ State Government(s)/ President of India																					
(a)	Central Government / President of India		0	0	0	0	0	0	0	0	0	0	0	0	0	0	0	0	0	0	0	0
(b)	State Government / Governor		0	0	0	0	0	0	0	0	0	0	0	0	0	0	0	0	0	0	0	0
(c)	Shareholding by Companies or Bodies Corporate where Central / State Government is a promoter		0	0	0	0	0	0	0	0	0	0	0	0	0	0	0	0	0	0	0	0
	Sub Total (B) (3)		0	0	0	0	0	0	0	0	0	0	0	0	0	0	0	0	0	0	0	0
4	Non-institutions																					
(a)	Associate companies / Subsidiaries		0	0	0	0	0	0	0	0	0	0	0	0	0	0	0	0	0	0	0	0
(b)	Directors and their relatives (excluding independent directors and nominee directors)		0	0	0	0	0	0	0	0	0	0	0	0	0	0	0	0	0	0	0	0
(c)	Key Managerial Personnel (KMP)		0	0	0	0	0	0	0	0	0	0	0	0	0	0	0	0	0	0	0	0
(d)	Relatives of promoters (other than 'immediate relatives' of promoters disclosed under 'Promoter and Promoter Group' category)		0	0	0	0	0	0	0	0	0	0	0	0	0	0	0	0	0	0	0	0
(e)	Trusts where any person belonging to 'Promoter and Promoter Group' category is trustee, 'beneficiary', or 'author of the trust'		0	0	0	0	0	0	0	0	0	0	0	0	0	0	0	0	0	0	0	0
(f)	Investor Education and Protection Fund (IEPF)		0	0	0	0	0	0	0	0	0	0	0	0	0	0	0	0	0	0	0	0
(g)	Resident Individuals holding nominal share capital up to Rs. 2 lakhs		0	0	0	0	0	0	0	0	0	0	0	0	0	0	0	0	0	0	0	0
(h)	Resident Individuals holding nominal share capital in excess of Rs. 2 lakhs		0	0	0	0	0	0	0	0	0	0	0	0	0	0	0	0	0	0	0	0
(i)	Non Resident Indians (NRIs)		0	0	0	0	0	0	0	0	0	0	0	0	0	0	0	0	0	0	0	0



(j)	Foreign Nationals	0	0	0	0	0	0	0	0	0	0	0	0	0	0	0	0	0	0	0	0
(k)	Foreign Companies	0	0	0	0	0	0	0	0	0	0	0	0	0	0	0	0	0	0	0	0
(l)	Bodies Corporate	0	0	0	0	0	0	0	0	0	0	0	0	0	0	0	0	0	0	0	0
(m)	Any Other (specify)																				
	Enemy Property	0	0	0	0	0	0	0	0	0	0	0	0	0	0	0	0	0	0	0	0
	Societies	0	0	0	0	0	0	0	0	0	0	0	0	0	0	0	0	0	0	0	0
	LLP	0	0	0	0	0	0	0	0	0	0	0	0	0	0	0	0	0	0	0	0
	Trusts	0	0	0	0	0	0	0	0	0	0	0	0	0	0	0	0	0	0	0	0
	Employees	0	0	0	0	0	0	0	0	0	0	0	0	0	0	0	0	0	0	0	0
	Market Maker	0	0	0	0	0	0	0	0	0	0	0	0	0	0	0	0	0	0	0	0
	Employee Welfare Fund	0	0	0	0	0	0	0	0	0	0	0	0	0	0	0	0	0	0	0	0
	Clearing Members	0	0	0	0	0	0	0	0	0	0	0	0	0	0	0	0	0	0	0	0
	HUF	0	0	0	0	0	0	0	0	0	0	0	0	0	0	0	0	0	0	0	0
	Unclaimed or Suspense or Escrow Account	0	0	0	0	0	0	0	0	0	0	0	0	0	0	0	0	0	0	0	0
	Director or Director's Relatives	0	0	0	0	0	0	0	0	0	0	0	0	0	0	0	0	0	0	0	0
	Sub Total (B) (4)	0	0	0	0	0	0	0	0	0	0	0	0	0	0	0	0	0	0	0	0
	Total Public Shareholding (B) = (B)(1) + (B)(2) + (B)(3) + B(4)	0	0	0	0	0	0	0	0	0	0	0	0	0	0	0	0	0	0	0	0





Table IV - Statement showing shareholding pattern of the Non Promoter- Non Public shareholder																				
Category & Name of the shareholders (I)	PAN	Nos. of shareholders	No. of fully paid up equity shares held	Partly paid-up equity shares held	No. of shares underlying Depository Receipts	Total nos. shares held	Shareholding % calculated as per SCRR, 1957 As a % of (A+B+C2)	Number of Voting Rights held in each class of securities				No. of Shares Underlying Outstanding convertible securities (including Warrants)	Total Shareholding, as a % assuming full conversion of convertible securities (as a percentage of diluted share capital)	Number of Locked in shares		Number of Shares pledged or		Number of equity shares held in dematerialized form		
								No of Voting Rights						Total as a % of (A+B+C)	No. (a)	As a % of total Shares held (b)	No. (a) (Not applicable)		As a % of total Shares held (b) (Not applicable)	
								Class eg: X	Class eg: y	Total	Total as a % of (A+B+C)									
(II)	(III)	(IV)	(V)	(VI)	(VII) = (IV)+(V)+(VI)	(VIII)	(IX)	(X)	(XI)	(XII)	(XIII)	(XIV)								
(1) Custodian / DR Holder		0	0	0	0	0	0.00	0	0	0	0.00	0	0	0	0.00	0	0.00	0	0	
(a) Name of DR Holder (if available)		0	0	0	0	0	0	0	0	0	0	0	0	0	0	0	0	0	0	0
(2) Employee Benefit Trust (under SEBI (Share based Employee Benefit		0	0	0	0	0	0.00	0	0	0	0.00	0	0	0	0.00	0	0.00	0	0.00	0
(a)		0	0	0	0	0	0.00	0	0	0	0.00	0	0	0	0.00	0	0.00	0	0.00	0
Total Non-Promoter-Non Public Shareholding (C)=(C)(1)+(C)(2)		0	0	0	0	0	0.00	0	0	0	0.00	0	0	0	0.00	0	0.00	0	0.00	0


Table V - Statement showing details of Significant Beneficial Owners (SBOs)													
Sr. No.	Details of the SBO(I)			Details of the registered owner (II)			Details of holding/right of the SBO in the reporting company, whether direct or indirect: (III)					Date of creation/	
	Name	PAN/Passport No. in cases of a foreign national	Nationality	Name	PAN/Passport No. in case of a foreign national	Nationality	Shares	Voting Rights	Whether by virtue of:		Exercises of control		Exercises of significant influence
							Rights on distributable dividend or any other distribution						
NA	NA	NA	NA	NA	NA	NA	NA	NA	NA	NA	NA	NA	NA




Annexure B

Table VI - Statement showing foreign ownership limits

	<i>Board approved limits</i>	<i>Limits utilized</i>
As on shareholding date	0.00	0.00
As on the end of previous 1st quarter	0.00	0.00
As on the end of previous 2nd quarter	0.00	0.00
As on the end of previous 3rd quarter	0.00	0.00
As on the end of previous 4th quarter	0.00	0.00



Sr. No.	Details of the SBO				Details of the registered owner				Details of holding/ exercise of right of the SBO in the reporting company, whether direct or indirect*:					Date of creation / acquisition of significant beneficial interest
	Name	Passport No. in case of a foreign national	Nationality	Nationality (Applicable in case of Any other is selected)	Name	Passport No. in case of a foreign national	Nationality	Nationality (Applicable in case of Any other is selected)	Whether by virtue of:					
									Shares	Voting rights	Rights on distributable dividend or any other distribution	Exercise of control	Exercise of significant influence	
significant beneficial owners														
1	Jaydev Mody as a Director of Aarti Pandit Family Private Limited (Trustee of Aarti J Mody Trust)		India		Delta Penland Private Limited		India		10.98	0.00		No	No	21-12-2016
2	Hormazd Sorabjee as a Director of Aarti Pandit Family Private Limited(Trustee of Aarti J Mody Trust)		India		Delta Penland Private Limited		India		0.00	0.00		No	No	21-12-2016
3	Jaydev Mody as a Director of Aditi Mody Family Private Limited (Trustee of Aditi J Mody Trust)		India		Delta Penland Private Limited		India		10.98	0.00		No	No	21-12-2016
4	Hormazd Sorabjee as a Director of Aditi Mody Family Private Limited (Trustee of Aditi J Mody Trust)		India		Delta Penland Private Limited		India		0.00	0.00		No	No	21-12-2016
5	Jaydev Mody as a Director of Anjali Mody Family Private Limited (Trustee of Anjali J Mody Trust)		India		Delta Penland Private Limited		India		10.98	0.00		No	No	21-12-2016
6	Sunil Nair as a Director of Anjali Mody Family Private Limited (Trustee of Anjali J Mody Trust)		India		Delta Penland Private Limited		India		0.00	0.00		No	No	21-12-2016
7	Hormazd Sorabjee as a Director of Anjali Mody Family Private Limited(Trustee of Anjali J Mody Trust)		India		Delta Penland Private Limited		India		0.00	0.00		No	No	21-12-2016



Shareholding Pattern under Regulation 31 of SEBI (Listing Obligation and Disclosure Requirements) Regulations, 2015

1. Name of Entity : DELTA PENLAND PRIVATE LIMITED
2. Scrip Code/Name of Scrip/Class of Security: Equity shares : NA
3. Scrip Code/Name of Scrip/Class of Security: Equity shares : NA
3. Share Holding Patter filed under: Re. 31(1)(a)
4. a. If under 31(1)(b) then indicate the report for as on: 06.12.2024 (Pre-Scheme)
b. if under 31(1)(c) then indicate date of allotment/extinguishment
5. Declaration : The Listed entity is required to submit the following declaration to the extenet of submission of information:


Sr. No.	Particular	Yes/No	Promoter and Promoter Group	Public shareholder	Non Promoter-Non Public
1	Whether the Listed Entity has issued any partly paid up shares?	No	No	No	No
2	Whether the Listed Entity has issued any Convertible Securities ?	No	No	No	No
3	Whether the Listed Entity has issued any Warrants ?	No	No	No	No
4	Whether the Listed Entity has any shares against which depository receipts are issued?	No	No	No	No
5	Whether the Listed Entity has any shares in locked-in?	No	No	No	No
6	Whether any shares held by promoters are pledge or otherwise encumbered?	No	No		
7	Whether company has equity shares with differential voting rights?	No	No	No	No
8	Whether the listed entity has any significant beneficial owner?	Yes			



M. A. M.

Table I - Summary Statement holding of specified securities

Category	Category of shareholder	Nos. of shareholders	No. of fully paid up equity shares held	No. of Partly paid-up equity shares held	No. of shares underlying Depository Receipts	Total nos. shares held	Shareholding as a % of total no. of shares (calculated as per SCRR, 1957) As a % of (A+B+C2)	Number of Voting Rights held in each class of securities			No. of Shares Underlying Outstanding convertible securities (including Warrants)	Shareholding, as a % assuming full conversion of convertible securities (as a percentage of diluted share capital) As a % of (A+B+C2)	Number of Locked in shares		Number of Shares pledged or		Number of equity shares held in dematerialized form (XIV)	
								No of Voting Rights					Total as a % of (A+B+C)	No. (a)	As a % of total Shares held (b)	No. (a)		As a % of total Shares held (b)
								Class eg: X	Class eg: y	Total								
(I)	(II)	(III)	(IV)	(V)	(VI)	(VII) = (IV)+(V)+(VI)	(VIII)	(IX)			(X)	(XI) = (VII)+(X)	(XII)	(XIII)	(XIV)			
(I)	(II)	(III)	(IV)	(V)	(VI)	(VII) = (IV)+(V)+(VI)	(VIII)	(IX)			(X)	(XI) = (VII)+(X)	(XII)	(XIII)	(XIV)			
(A)	Promoter & Promoter Group	7	1000000	0	0	1000000	100	1000000	0	1000000	100	0	100	0	0	0		
(B)	Public	0	0	0	0	0	0	0	0	0	0	0	0	0	0	0		
(C)	Non Promoter - Non Public	0	0	0	0	0	0	0	0	0	0	0	0	0	0	0		
(C1)	Shares underlying DRs	0	0	0	0	0	0	0	0	0	0	0	0	0	0	0		
(C2)	Shares held by Employee Trusts	0	0	0	0	0	0	0	0	0	0	0	0	0	0	0		
	Total	7	1000000	0	0	1000000	100	1000000	0	1000000	100	0	100	0	0	0		




M. A. K.

Table II - Statement showing shareholding pattern of the Promoter and Promoter Group

Category & Name of the shareholders	Entity type i.e. promoter OR promoter group entity	Nos. of shareholders	No. of fully paid up equity shares held	Partly paid-up equity shares held	No. of shares underlying Depository Receipts	Total nos. shares held	Shareholding % calculated as per SCRR, 1957 As a % of (A+B+C2)	Number of Voting Rights held in each class of securities				No. of Shares Underlying Outstanding convertible securities (including Warrants)	Shareholding as a % assuming full conversion of convertible securities (as a percentage of diluted share capital) As a % of (A+B+C2)	Number of Locked in shares		Number of Shares pledged or		Number of equity shares held in dematerialized form
								No of Voting Rights			Total as a % of (A+B+C)			No. (a)	As a % of total Shares held (b)	No. (a)	As a % of total Shares held (b)	
								Class eg: X	Class eg: y	Total								
(I)		(III)	(IV)	(V)	(VI)	(VII) = (IV)+(V)+(VI)	(VIII)	(IX)			(X)	(XI) = (VII)+(X)	(XII)		(XIII)		(XIV)	
1 Indian																		
(a) Individuals / Hindu Undivided Family		0	0	0	0	0	0	0	0	0	0	0	0	0	0	0	0	0
(b) Central Government / State Government (s)		0	0	0	0	0	0	0	0	0	0	0	0	0	0	0	0	0
(c) Financial Institutions / Banks		0	0	0	0	0	0	0	0	0	0	0	0	0	0	0	0	0
(d) Any other (specify)-Body Corporate		0	0	0	0	0	0	0	0	0	0	0	0	0	0	0	0	0
Delta Corp Limited*	Promoter	7	1000000	0	0	1000000	100	1000000	0	1000000	100	0	100	0	0	0	0	0
Sub-Total (A)(1)		7	1000000	0	0	1000000	100	1000000	0	1000000	100	0	100	0	0	0	0	0
2 Foreign																		
(a) Individuals (Non-Resident Individuals/ Foreign		0	0	0	0	0	0	0	0	0	0	0	0	0	0	0	0	0
(b) Government		0	0	0	0	0	0	0	0	0	0	0	0	0	0	0	0	0
(c) Institutions		0	0	0	0	0	0	0	0	0	0	0	0	0	0	0	0	0
(d) Foreign Portfolio Investor		0	0	0	0	0	0	0	0	0	0	0	0	0	0	0	0	0
(e) Any other (specify)		0	0	0	0	0	0	0	0	0	0	0	0	0	0	0	0	0
Sub Total (A) (2)		0	0	0	0	0	0	0	0	0	0	0	0	0	0	0	0	0
Total Shareholding of Promoter and Promoter Group (A) = (A)(1)+(A)(2)		7	1000000	0	0	1000000	100	1000000	0	1000000	100	0	100	0	0	0	0	0

* Including 15 Equity Shares held by the 6 Nominee Shareholders of Delta Corp Limited



M. Adva


Table III - Statement showing shareholding pattern of the Public shareholder

	Category & Name of the shareholders	PAN	Nos. of shareholders	No. of fully paid up equity shares	Partly paid-up equity shares	No. of shares underlying	Total nos. shares held (VII) = (IV)+(V)+(VI)	Shareholding % calculated as per	Number of Voting Rights held in each			No. of Shares Underlying	Total Shareholding, as a % (XI)=(VI)+(X)	Number of Locked		Number of Shares		Number of equity shares held in	Sub-categorization of shares					
									Class eg: X	Class eg: Y	Total			Total as a % of (A+B+C)	No. (a)	As a % of total Shares	No. (a) (Not applicabl		As a % of total Shares	Shareholding (No. of shares) under				
																				Sub-category (i)	Sub-category (ii)	Sub-category (iii)		
1	Institutions (Domestic)																							
(a)	Mutual Funds		0	0	0	0	0	0	0	0	0	0	0	0	0	0	0	0	0	0	0	0	0	0
(b)	Venture Capital Funds		0	0	0	0	0	0	0	0	0	0	0	0	0	0	0	0	0	0	0	0	0	0
(c)	Alternate Investment Funds		0	0	0	0	0	0	0	0	0	0	0	0	0	0	0	0	0	0	0	0	0	0
(d)	Banks		0	0	0	0	0	0	0	0	0	0	0	0	0	0	0	0	0	0	0	0	0	0
(e)	Insurance Companies		0	0	0	0	0	0	0	0	0	0	0	0	0	0	0	0	0	0	0	0	0	0
(f)	Provident Funds/ Pension Funds		0	0	0	0	0	0	0	0	0	0	0	0	0	0	0	0	0	0	0	0	0	0
(g)	Asset Reconstruction Companies		0	0	0	0	0	0	0	0	0	0	0	0	0	0	0	0	0	0	0	0	0	0
(h)	Sovereign Wealth Funds		0	0	0	0	0	0	0	0	0	0	0	0	0	0	0	0	0	0	0	0	0	0
(i)	NBFCs registered with RBI		0	0	0	0	0	0	0	0	0	0	0	0	0	0	0	0	0	0	0	0	0	0
(j)	Other Financial Institutions		0	0	0	0	0	0	0	0	0	0	0	0	0	0	0	0	0	0	0	0	0	0
(k)	Any Other (specify)		0	0	0	0	0	0	0	0	0	0	0	0	0	0	0	0	0	0	0	0	0	0
	Sub Total (B) (1)		0	0	0	0	0	0	0	0	0	0	0	0	0	0	0	0	0	0	0	0	0	0
2	Institutions (Foreign)																							
(a)	Foreign Direct Investment		0	0	0	0	0	0	0	0	0	0	0	0	0	0	0	0	0	0	0	0	0	0
(b)	Foreign Venture Capital		0	0	0	0	0	0	0	0	0	0	0	0	0	0	0	0	0	0	0	0	0	0
(c)	Sovereign Wealth Funds		0	0	0	0	0	0	0	0	0	0	0	0	0	0	0	0	0	0	0	0	0	0
(d)	Foreign Portfolio Investors Category I		0	0	0	0	0	0	0	0	0	0	0	0	0	0	0	0	0	0	0	0	0	0
(e)	Foreign Portfolio Investors Category II		0	0	0	0	0	0	0	0	0	0	0	0	0	0	0	0	0	0	0	0	0	0
(f)	Overseas Depositories (holding DRs) (balancing figure)		0	0	0	0	0	0	0	0	0	0	0	0	0	0	0	0	0	0	0	0	0	0
(g)	Any Other (specify)		0	0	0	0	0	0	0	0	0	0	0	0	0	0	0	0	0	0	0	0	0	0
	Sub Total (B) (2)		0	0	0	0	0	0	0	0	0	0	0	0	0	0	0	0	0	0	0	0	0	0
3	Central Government/ State Government(s)/ President of India																							
(a)	Central Government / President of India		0	0	0	0	0	0	0	0	0	0	0	0	0	0	0	0	0	0	0	0	0	0
(b)	State Government / Governor		0	0	0	0	0	0	0	0	0	0	0	0	0	0	0	0	0	0	0	0	0	0
(c)	Shareholding by Companies or Bodies Corporate where Central / State Government is a promoter		0	0	0	0	0	0	0	0	0	0	0	0	0	0	0	0	0	0	0	0	0	0
	Sub Total (B) (3)		0	0	0	0	0	0	0	0	0	0	0	0	0	0	0	0	0	0	0	0	0	0
4	Non-institutions																							
(a)	Associate companies / Subsidiaries		0	0	0	0	0	0	0	0	0	0	0	0	0	0	0	0	0	0	0	0	0	0
(b)	Directors and their relatives (excluding independent directors and nominee directors)		0	0	0	0	0	0	0	0	0	0	0	0	0	0	0	0	0	0	0	0	0	0
(c)	Key Managerial Personnel (KMP)		0	0	0	0	0	0	0	0	0	0	0	0	0	0	0	0	0	0	0	0	0	0
(d)	Relatives of promoters (other than 'immediate relatives' of promoters disclosed under 'Promoter and Promoter Group' category)		0	0	0	0	0	0	0	0	0	0	0	0	0	0	0	0	0	0	0	0	0	0
(e)	Trusts where any person belonging to 'Promoter and Promoter Group' category is trustee, 'beneficiary', or 'author of the trust'		0	0	0	0	0	0	0	0	0	0	0	0	0	0	0	0	0	0	0	0	0	0
(f)	Investor Education and Protection Fund (IEPF)		0	0	0	0	0	0	0	0	0	0	0	0	0	0	0	0	0	0	0	0	0	0
(g)	Resident Individuals holding nominal share capital up to Rs. 2 lakhs		0	0	0	0	0	0	0	0	0	0	0	0	0	0	0	0	0	0	0	0	0	0
(h)	Resident Individuals holding nominal share capital in excess of Rs. 2 lakhs		0	0	0	0	0	0	0	0	0	0	0	0	0	0	0	0	0	0	0	0	0	0
(i)	Non Resident Indians (NRIs)		0	0	0	0	0	0	0	0	0	0	0	0	0	0	0	0	0	0	0	0	0	0



M. du

(j)	Foreign Nationals																					
(k)	Foreign Companies																					
(l)	Bodies Corporate																					
(m)	Any Other (specify)																					
	Enemy Property	0	0	0	0	0	0	0	0	0	0	0	0	0	0	0	0	0	0	0	0	0
	Societies	0	0	0	0	0	0	0	0	0	0	0	0	0	0	0	0	0	0	0	0	0
	LLP	0	0	0	0	0	0	0	0	0	0	0	0	0	0	0	0	0	0	0	0	0
	Trusts	0	0	0	0	0	0	0	0	0	0	0	0	0	0	0	0	0	0	0	0	0
	Employees	0	0	0	0	0	0	0	0	0	0	0	0	0	0	0	0	0	0	0	0	0
	Market Maker	0	0	0	0	0	0	0	0	0	0	0	0	0	0	0	0	0	0	0	0	0
	Employee Welfare Fund	0	0	0	0	0	0	0	0	0	0	0	0	0	0	0	0	0	0	0	0	0
	Clearing Members	0	0	0	0	0	0	0	0	0	0	0	0	0	0	0	0	0	0	0	0	0
	HUF	0	0	0	0	0	0	0	0	0	0	0	0	0	0	0	0	0	0	0	0	0
	Unclaimed or Suspense or Escrow Account	0	0	0	0	0	0	0	0	0	0	0	0	0	0	0	0	0	0	0	0	0
	Director or Director's Relatives	0	0	0	0	0	0	0	0	0	0	0	0	0	0	0	0	0	0	0	0	0
	Sub Total (B) (4)	0	0	0	0	0	0	0	0	0	0	0	0	0	0	0	0	0	0	0	0	0
	Total Public Shareholding (B) = (B)(1) + (B)(2) + (B)(3) + B(4)	0	0	0	0	0	0	0	0	0	0	0	0	0	0	0	0	0	0	0	0	0




Malu

Table IV - Statement showing shareholding pattern of the Non Promoter- Non Public shareholder

Category & Name of the shareholders (I)	PAN	Nos. of shareholders	No. of fully paid up equity shares held	Partly paid-up equity shares held	No. of shares underlying Depository Receipts	Total nos. shares held	Shareholding % calculated as per SCRR, 1957 As a % of (A+B+C2)	Number of Voting Rights held in each class of securities			No. of Shares Underlying Outstanding convertible securities (including Warrants)	Total Shareholding, as a % assuming full conversion of convertible securities (as a percentage of diluted share capital)	Number of Locked in shares		Number of Shares pledged or		Number of equity shares held in dematerialized form	
								No of Voting Rights					Total as a % of (A+B+C)	No. (a)	As a % of total Shares held (b)	No. (a) (Not applicable)		As a % of total Shares held (b) (Not applicable)
								Class eg: X	Class eg: y	Total								
(II)	(III)	(IV)	(V)	(VI)	(VII) = (IV)+(V)+(VI)	(VIII)	(IX)			(X)	(XI)	(XII)		(XIII)	(XIV)			
(1) Custodian / DR Holder		0	0	0	0	0	0.00	0	0	0	0.00	0	0	0	0.00	0	0.00	0
(a) Name of DR Holder (if available)		0	0	0	0	0	0	0	0	0	0	0	0	0	0	0	0	0
(2) Employee Benefit Trust (under SEBI (Share based Employee Benefit		0	0	0	0	0	0.00	0	0	0	0.00	0	0	0	0.00	0	0.00	0
(a) Total Non-Promoter-Non Public Shareholding (C)=(C)(1)+(C)(2)		0	0	0	0	0	0.00	0	0	0	0.00	0	0	0	0.00	0	0.00	0

Table V - Statement showing details of Significant Beneficial Owners (SBOs)

Sr. No.	Details of the SBO(I)			Details of the registered owner (II)			Details of holding/right of the SBO in the reporting company, whether direct or indirect*: (III)				Date of creation/	
	Name	PAN/Passport No. in cases of a foreign national	Nationality	Name	PAN/Passport No. in case of a foreign national	Nationality	Shares	Voting Rights	Whether by virtue of:			
							Rights on distributable dividend or any other distribution		Exercises of control		Exercises of significant influence	
NA	NA	NA	NA	NA	NA	NA	NA	NA	NA	NA	NA	NA




Maha

Annexure B

Table VI - Statement showing foreign ownership limits


	<i>Board approved limits</i>	<i>Limits utilized</i>
As on shareholding date	0.00	0.00
As on the end of previous 1st quarter	0.00	0.00
As on the end of previous 2nd quarter	0.00	0.00
As on the end of previous 3rd quarter	0.00	0.00
As on the end of previous 4th quarter	0.00	0.00



M. a. l.

Sr. No.	Details of the SBO				Details of the registered owner				Details of holding/ exercise of right of the SBO in the reporting company, whether direct or indirect*:					Date of creation / acquisition of significant beneficial interest
	Name	Passport No. in case of a foreign national	Nationality	Nationality (Applicable in case of Any other is selected)	Name	Passport No. in case of a foreign national	Nationality	Nationality (Applicable in case of Any other is selected)	Whether by virtue of:					
									Shares	Voting rights	Rights on distributable dividend or any other distribution	Exercise of control	Exercise of significant influence	
significant beneficial owners														
1	Jaydev Mody as a Director of Aarti Pandit Family Private Limited (Trustee of Aarti J Mody Trust)		India		Delta Corp Ltd		India		10.98	0.00		No	No	24-04-2024
2	Hormazd Sorabjee as a Director of Aarti Pandit Family Private Limited(Trustee of Aarti J Mody Trust)		India		Delta Corp Ltd		India		0.00	0.00		No	No	24-04-2024
3	Jaydev Mody as a Director of Aditi Mody Family Private Limited (Trustee of Aditi J Mody Trust)		India		Delta Corp Ltd		India		10.98	0.00		No	No	24-04-2024
4	Hormazd Sorabjee as a Director of Aditi Mody Family Private Limited (Trustee of Aditi J Mody Trust)		India		Delta Corp Ltd		India		0.00	0.00		No	No	24-04-2024
5	Jaydev Mody as a Director of Anjali Mody Family Private Limited (Trustee of Anjali J Mody Trust)		India		Delta Corp Ltd		India		10.98	0.00		No	No	24-04-2024
6	Sunil Nair as a Director of Anjali Mody Family Private Limited (Trustee of Anjali J Mody Trust)		India		Delta Corp Ltd		India		0.00	0.00		No	No	24-04-2024
7	Hormazd Sorabjee as a Director of Anjali Mody Family Private Limited(Trustee of Anjali J Mody Trust)		India		Delta Corp Ltd		India		0.00	0.00		No	No	24-04-2024

Note:- Delta Penland Private Limited has filed Form BEN 2 in view of declaration given by Delta Corp Limited as holding Company. Pursuant to the provisions of Companies Act, 2013 above mentioned persons are beneficial owners of Delta Corp Limited.




Mala

Shareholding Pattern under Regulation 31 of SEBI (Listing Obligation and Disclosure Requirements) Regulations, 2015

1. Name of Entity : DELTA PENLAND PRIVATE LIMITED
2. Scrip Code/Name of Scrip/Class of Security: Equity shares : NA
3. Scrip Code/Name of Scrip/Class of Security: Equity shares : NA
3. Share Holding Patter filed under: Re. 31(1)(a)
4. a. If under 31(1)(b) then indicate the report for as on: Indicative (Post Scheme)
b. if under 31(1)(c) then indicate date of allotment/extinguishment
5. Declaration : The Listed entity is required to submit the following declaration to the extenet of submission of information:

Sr. No.	Particular	Yes/No	Promoter and Promoter Group	Public shareholder	Non Promoter-Non Public
1	Whether the Listed Entity has issued any partly paid up shares?	No	No	No	No
2	Whether the Listed Entity has issued any Convertible Securities ?	No	No	No	No
3	Whether the Listed Entity has issued any Warrants ?	No	No	No	No
4	Whether the Listed Entity has any shares against which depository receipts are issued?	No	No	No	No
5	Whether the Listed Entity has any shares in locked-in?	No	No	No	No
6	Whether any shares held by promoters are pledge or otherwise encumbered?	No	No		
7	Whether company has equity shares with differential voting rights?	No	No	No	No
8	Whether the listed entity has any significant beneficial owner?	Yes			




Mala

Table I - Summary Statement holding of specified securities

Category	Category of shareholder	Nos. of shareholders	No. of fully paid up equity shares held	No. of Partly paid-up equity shares held	No. of shares underlying Depository Receipts	Total nos. shares held	Shareholding as a % of total no. of shares (calculated as per SCRR, 1957) As a % of (A+B+C2)	Number of Voting Rights held in each class of securities			No. of Shares Underlying Outstanding convertible securities (including Warrants)	Shareholding, as a % assuming full conversion of convertible securities (as a percentage of diluted share capital) As a % of (A+B+C2)	Number of Locked in shares		Number of Shares pledged or		Number of equity shares held in dematerialized form (XIV)	
								No of Voting Rights					Total as a % of (A+B+C)	No. (a)	As a % of total Shares held (b)	No. (a)		As a % of total Shares held (b)
								Class eg: X	Class eg: y	Total								
(I)	(II)	(III)	(IV)	(V)	(VI)	(VII) = (IV)+(V)+(VI)	(VIII)	(IX)			(X)	(XI) = (VII)+(X)	(XII)	(XIII)	(XIV)			
(I)	(II)	(III)	(IV)	(V)	(VI)	(VII) = (IV)+(V)+(VI)	(VIII)	(IX)			(X)	(XI) = (VII)+(X)	(XII)	(XIII)	(XIV)			
(A)	Promoter & Promoter Group	9	89050440	0	0	89050440	33.26	89050440	0	89050440	33.26	0	33.26	0	0	89050440		
(B)	Public	384060	178720657	0	0	178720657	66.74	178720657	0	178720657	66.74	0	66.74	0	39496030	22.1	177574317	
(C)	Non Promoter - Non Public	0	0	0	0	0	0	0	0	0	0	0	0	0	0	0		
(C1)	Shares underlying DRs	0	0	0	0	0	0	0	0	0	0	0	0	0	0	0		
(C2)	Shares held by Employee Trusts	0	0	0	0	0	0	0	0	0	0	0	0	0	0	0		
	Total	384069	267771097	0	0	267771097	100	267771097	0	267771097	100	0	100	0	39496030	14.75	266624757	

Note: Delta Corp Limited has outstanding employee stock options under its existing employee stock appreciation rights and stock option schemes, the exercise of which may result in an increase in the issued and paid-up share capital of Delta Penland Private Limited.




Mala

Table 11 - Statement showing shareholding pattern of the Promoter and Promoter Group

Category & Name of the shareholders	Entity type i.e. promoter OR promoter group entity	Nos. of shareholders	No. of fully paid up equity shares held	Partly paid-up equity shares held	No. of shares underlying Depository Receipts	Total nos. shares held	Shareholding % calculated as per SCRR, 1957 As a % of (A+B+C2)	Number of Voting Rights held in each class of securities				No. of Shares Underlying convertible securities (including Warrants)	Shareholding as a % assuming full conversion of convertible securities (as a percentage of diluted share capital) As a % of (A+B+C2)	Number of Locked in shares		Number of Shares pledged or		Number of equity shares held in dematerialized form	
								No of Voting Rights			Total as a % of (A+B+C)			No. (a)	As a % of total Shares held (b)	No. (a)	As a % of total Shares held (b)		
								Class eg: X	Class eg: y	Total									
(I)		(III)	(IV)	(V)	(VI)	(VII) = (IV)+(V)+(VI)	(VIII)	(IX)			(X)	(XI) = (VII)+(X)	(XII)	(XIII)		(XIV)			
1	Indian																		
(a)	Individuals / Hindu Undivided Family																		
	JAYDEV MUKUND MODY	Promoter	1	300200	0	0	300200	0.11	300200	0	300200	0.11	0	0.11	0	0	0	0	300200
	AMBIKA SUNEET ROTHARI	Promoter Group	1	114048	0	0	114048	0.04	114048	0	114048	0.04	0	0.04	0	0	0	0	114048
	GOPIKA SINGHANIA	Promoter Group	1	114038	0	0	114038	0.04	114038	0	114038	0.04	0	0.04	0	0	0	0	114038
	KALPANA SINGHANIA	Promoter Group	1	100044	0	0	100044	0.04	100044	0	100044	0.04	0	0.04	0	0	0	0	100044
	Urvi Piramal A	Promoter Group	1	40000	0	0	40000	0.01	40000	0	40000	0.01	0	0.01	0	0	0	0	40000
(b)	Central Government / State Government (s)																		
(c)	Financial Institutions / Banks																		
(d)	Any other (specify)																		
	HIGHLAND RESORTS LLP	Promoter Group	1	202120	0	0	202120	0.08	202120	0	202120	0.08	0	0.08	0	0	0	0	202120
	*AARTI PANDIT FAMILY PRIVATE LIMITED	Promoter	1	29393330	0	0	29393330	10.98	29393330	0	29393330	10.98	0	10.98	0	0	0	0	29393330
	*ANJALI MODY FAMILY PRIVATE LIMITED	Promoter	1	29393330	0	0	29393330	10.98	29393330	0	29393330	10.98	0	10.98	0	0	0	0	29393330
	*ADITI MODY FAMILY PRIVATE LIMITED	Promoter	1	29393330	0	0	29393330	10.98	29393330	0	29393330	10.98	0	10.98	0	0	0	0	29393330
	Sub-Total (A)(1)		9	89050440	0	0	89050440	33.26	89050440	0	89050440	33.26	0	33.26	0	0	0	0	89050440
2	Foreign																		
(a)	Individuals (Non-Resident Individuals/ Foreign Individuals)																		
(b)	Government																		
(c)	Institutions																		
(d)	Foreign Portfolio Investor																		
(e)	Any other (specify)																		
	Sub Total (A) (2)		0	0	0	0	0	0	0	0	0	0	0	0	0	0	0	0	0
	Total Shareholding of Promoter and Promoter Group (A) = (A)(1)+(A)(2)		9	89050440	0	0	89050440	33.26	89050440	0	89050440	33.26	0	33.26	0	0	0	0	89050440


* AARTI PANDIT FAMILY PRIVATE LIMITED (Holding shares in capacity of trustee of Aarti J Mody Trust)
 * ANJALI MODY FAMILY PRIVATE LIMITED (Holding shares in capacity of trustee of Anjali J Mody Trust)
 * ADITI MODY FAMILY PRIVATE LIMITED (Holding shares in capacity of trustee of Aditi J Mody Trust)



Mala


Table III - Statement showing shareholding pattern of the Public shareholder

	Category & Name of the shareholders	Nos. of shareholders	No. of fully paid up equity shares held	Partly paid-up equity shares	No. of shares underlying	Total nos. shares held	Shareholding % calculated as per	Number of Voting Rights held in each class of			No. of Shares Underlying	Total Shareholding, as a %	Number of Locked	Number of Shares	Number of equity shares held in	Sub-categorization of shares						
								Class eg: X	Class eg: Y	Total						No. (a)	As a % of total Shares	No. (a) (Not applicable)	As a % of total Shares	Shareholding (No. of shares) under		
																				(XVII)	(XVIII)	(XIX)
1	Institutions (Domestic)																					
(a)	Mutual Funds	7	23045658	0	0	23045658	8.61	23045658	0	23045658	8.61	0	8.61	0	0	0	23045658	0	0	0		
	HDFC SMALL CAP FUND	1	10190330	0	0	10190330	3.81	10190330	0	10190330	3.81	0	3.81	0	0	0	10190330	0	0	0		
	HDFC MUTUAL FUND - HDFC MULTI CAP FUND	1	4599262	0	0	4599262	1.72	4599262	0	4599262	1.72	0	1.72	0	0	0	4599262	0	0	0		
	HDFC MUTUAL FUND - HDFC MID-CAP OPPORTUNITIES FUND	1	7236036	0	0	7236036	2.7	7236036	0	7236036	2.7	0	2.7	0	0	0	7236036	0	0	0		
(b)	Venture Capital Funds	0	0	0	0	0	0	0	0	0	0	0	0	0	0	0	0	0	0	0		
(c)	Alternate Investment Funds	2	9117	0	0	9117	0	9117	0	9117	0	0	0	0	0	117	1.28	9117	0	0	0	
(d)	Banks	2	8870	0	0	8870	0	8870	0	8870	0	0	0	0	0	0	8870	0	0	0		
(e)	Insurance Companies	0	0	0	0	0	0	0	0	0	0	0	0	0	0	0	0	0	0	0		
(f)	Provident Funds/ Pension Funds	0	0	0	0	0	0	0	0	0	0	0	0	0	0	0	0	0	0	0		
(g)	Asset Reconstruction Companies	0	0	0	0	0	0	0	0	0	0	0	0	0	0	0	0	0	0	0		
(h)	Sovereign Wealth Funds	0	0	0	0	0	0	0	0	0	0	0	0	0	0	0	0	0	0	0		
(i)	NBFCs registered with RBI	1	1950	0	0	1950	0	1950	0	1950	0	0	0	0	0	0	1950	0	0	0		
(j)	Other Financial Institutions	0	0	0	0	0	0	0	0	0	0	0	0	0	0	0	0	0	0	0		
(k)	Any Other (specify)	0	0	0	0	0	0	0	0	0	0	0	0	0	0	0	0	0	0	0		
	Sub Total (B) (1)	12	23065595	0	0	23065595	8.61	23065595	0	23065595	8.61	0	8.61	0	0	117	23065595	0	0	0		
2	Institutions (Foreign)																					
(a)	Foreign Direct Investment	0	0	0	0	0	0	0	0	0	0	0	0	0	0	0	0	0	0	0		
(b)	Foreign Venture Capital	0	0	0	0	0	0	0	0	0	0	0	0	0	0	0	0	0	0	0		
(c)	Sovereign Wealth Funds	0	0	0	0	0	0	0	0	0	0	0	0	0	0	0	0	0	0	0		
(d)	Foreign Portfolio Investors Category I	35	2556925	0	0	2556925	0.95	2556925	0	2556925	0.95	0	0.95	0	0	0	2556925	0	0	0		
(e)	Foreign Portfolio Investors Category II	3	812673	0	0	812673	0.3	812673	0	812673	0.3	0	0.3	0	0	0	812673	0	0	0		
(f)	Overseas Depositories (holding DRs) (balancing figure)	0	0	0	0	0	0	0	0	0	0	0	0	0	0	0	0	0	0	0		
(g)	Any Other (specify)																					
	Sub Total (B) (2)	38	3369598	0	0	3369598	1.26	3369598	0	3369598	1.26	0	1.26	0	0	0	3369598	0	0	0		
3	Central Government/ State Government(s)/ President of India																					
(a)	Central Government / President of India	0	0	0	0	0	0	0	0	0	0	0	0	0	0	0	0	0	0	0		
(b)	State Government / Governor	0	0	0	0	0	0	0	0	0	0	0	0	0	0	0	0	0	0	0		
(c)	Shareholding by Companies or Bodies Corporate where Central / State Government is a promoter	0	0	0	0	0	0	0	0	0	0	0	0	0	0	0	0	0	0	0		
	Sub Total (B) (3)	0	0	0	0	0	0	0	0	0	0	0	0	0	0	0	0	0	0	0		
4	Non-institutions																					
(a)	Associate companies / Subsidiaries	0	0	0	0	0	0	0	0	0	0	0	0	0	0	0	0	0	0	0		
(b)	Directors and their relatives (excluding independent directors and nominee directors)	1	240000	0	0	240000	0.09	240000	0	240000	0.09	0	0.09	0	0	0	240000	0	0	0		
(c)	Key Managerial Personnel (KMP)	2	30756	0	0	30756	0.01	30756	0	30756	0.01	0	0.01	0	0	30756	100	30756	0	0		
(d)	Relatives of promoters (other than 'immediate relatives' of promoters disclosed under 'Promoter and Promoter Group' category)	0	0	0	0	0	0	0	0	0	0	0	0	0	0	0	0	0	0	0		
(e)	Trusts where any person belonging to 'Promoter and Promoter Group' category is trustee, beneficiary, or 'author of the trust'	0	0	0	0	0	0	0	0	0	0	0	0	0	0	0	0	0	0	0		
(f)	Investor Education and Protection Fund (IEPF)	1	1663521	0	0	1663521	0.62	1663521	0	1663521	0.62	0	0.62	0	0	0	1663521	0	0	0		
(g)	Resident Individuals holding nominal share capital up to Rs. 2 lakhs	374137	111332823	0	0	111332823	41.58	111332823	0	111332823	41.58	0	41.58	0	0	20011453	17.97	110201343	0	0	0	



Mela


(h)	Resident Individuals holding nominal share capital in excess of Rs. 2 lakhs	17	13365985	0	0	13365985	4.99	13365985	0	13365985	4.99	0	4.99	0	0	7824364	58.54	13365985	0	0	0
(i)	Non Resident Indians (NRIs)	3653	4704507	0	0	4704507	1.76	4704507	0	4704507	1.76	0	1.76	0	0	204252	4.34	4689647	0	0	0
(j)	Foreign Nationals	0	0	0	0	0	0	0	0	0	0	0	0	0	0	0	0	0	0	0	0
(k)	Foreign Companies	0	0	0	0	0	0	0	0	0	0	0	0	0	0	0	0	0	0	0	0
(l)	Bodies Corporate	863	8672122	0	0	8672122	3.24	8672122	0	8672122	3.24	0	3.24	0	0	4633016	53.42	8672122	0	0	0
(m)	Any Other (specify)																				
	Enemy Property	0	0	0	0	0	0	0	0	0	0	0	0	0	0	0	0	0	0	0	0
	Societies	0	0	0	0	0	0	0	0	0	0	0	0	0	0	0	0	0	0	0	0
	LLP	102	3119937	0	0	3119937	1.17	3119937	0	3119937	1.17	0	1.17	0	0	2777364	89.02	3119937	0	0	0
	Trusts	2	32	0	0	32	0	32	0	32	0	0	0	0	0	25	78.13	32	0	0	0
	Employees	0	0	0	0	0	0	0	0	0	0	0	0	0	0	0	0	0	0	0	0
	Market Maker	0	0	0	0	0	0	0	0	0	0	0	0	0	0	0	0	0	0	0	0
	Employee Welfare Fund	0	0	0	0	0	0	0	0	0	0	0	0	0	0	0	0	0	0	0	0
	Clearing Members	107	2802617	0	0	2802617	1.05	2802617	0	2802617	1.05	0	1.05	0	0	2313501	82.55	2802617	0	0	0
	HUF	5125	6353164	0	0	6353164	2.37	6353164	0	6353164	2.37	0	2.37	0	0	1701202	26.78	6353164	0	0	0
	Unclaimed or Suspense or Escrow Account	0	0	0	0	0	0	0	0	0	0	0	0	0	0	0	0	0	0	0	0
	Director or Director's Relatives	0	0	0	0	0	0	0	0	0	0	0	0	0	0	0	0	0	0	0	0
	Sub Total (B) (4)	384010	152285464	0	0	152285464	56.87	152285464	0	152285464	56.87	0	56.87	0	0	39495913	25.94	151139124	0	0	0
	Total Public Shareholding (B) = (B)(1) + (B)(2) + (B)(3) + B(4)	384060	178720657	0	0	178720657	66.74	178720657	0	178720657	66.74	0	66.74	0	0	39496030	22.1	177574317	0	0	0



M. a. a.

Table IV - Statement showing shareholding pattern of the Non Promoter- Non Public shareholder																			
Category & Name of the shareholders (I)	PAN	Nos. of shareholders	No. of fully paid up equity shares held	Partly paid-up equity shares held	No. of shares underlying Depository Receipts	Total nos. shares held	Shareholding % calculated as per SCRR, 1957 As a % of (A+B+C2)	Number of Voting Rights held in each class of securities				No. of Shares Underlying Outstanding convertible securities (including Warrants)	Total Shareholding, as a % assuming full conversion of convertible securities (as a percentage of diluted share capital)	Number of Locked in shares		Number of Shares pledged or		Number of equity shares held in dematerialized form	
								No of Voting Rights			Total as a % of (A+B+C)			No. (a)	As a % of total Shares held (b)	No. (a) (Not applicable)	As a % of total Shares held (b) (Not applicable)		
								Class eg: X	Class eg: y	Total									
(II)	(III)	(IV)	(V)	(VI)	(VII) = (IV)+(V)+(VI)	(VIII)	(IX)			(X)	(XI)	(XII)		(XIII)		(XIV)			
(1) Custodian / DR Holder		0	0	0	0	0	0.00	0	0	0	0.00	0	0	0	0.00	0	0.00	0	0
(a) Name of DR Holder (if available)																			
(2) Employee Benefit Trust (under SEBI (Share based Employee Benefit		0	0	0	0	0	0.00	0	0	0	0.00	0	0	0	0.00	0	0	0	0
(a) Total Non-Promoter-Non Public Shareholding (C)=(C)(1)+(C)(2)		0	0	0	0	0	0.00	0	0	0	0.00	0	0	0	0.00	0	0	0	0

Table V - Statement showing details of Significant Beneficial Owners (SBOs)												
Sr. No.	Details of the SBO(I)			Details of the registered owner (II)			Details of holding/right of the SBO in the reporting company, whether direct or indirect*: (III)					Date of creation/
	Name	PAN/Passport No. in cases of a foreign national	Nationality	Name	PAN/Passport No. in case of a foreign national	Nationality	Shares	Voting Rights	Whether by virtue of:		Exercises of control	
NA	NA	NA	NA	NA	NA	NA	NA	NA	NA	NA	NA	NA



Mala


Annexure B

Table VI - Statement showing foreign ownership limits

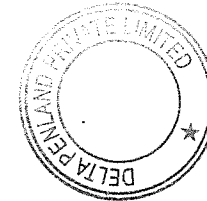
	<i>*Board approved limits</i>	<i>Limits utilized</i>
As on shareholding date	0.00	3.01
As on the end of previous 1st quarter	0.00	3.57
As on the end of previous 2nd quarter	0.00	4.04
As on the end of previous 3rd quarter	0.00	3.62
As on the end of previous 4th quarter	0.00	6.52

Note :- *Necessary approval of Board will be taken in due course.

Maa



Sr. No.	Details of the SBO				Details of the registered owner				Details of holding/ exercise of right of the SBO in the reporting company, whether direct or indirect*:					Date of creation / acquisition of significant beneficial interest
	Name	Passport No. in case of a foreign national	Nationality	Nationality (Applicable in case of Any other is selected)	Name	Passport No. in case of a foreign national	Nationality	Nationality (Applicable in case of Any other is selected)	Whether by virtue of:					
									Shares	Voting rights	Rights on distributable dividend or any other distribution	Exercise of control	Exercise of significant influence	
significant beneficial owners														
1	Jaydev Mody as a Director of Aarti Pandit Family Private Limited (Trustee of Aarti J Mody Trust)		India		Aarti Pandit Family Private Limited (In capacity of Trustee of Aarti J Mody Trust)		India		10.98	0.00		No	No	24-04-2024
2	Hormazd Sorabjee as a Director of Aarti Pandit Family Private Limited(Trustee of Aarti J Mody Trust)		India		Aarti Pandit Family Private Limited (In capacity of Trustee of Aarti J Mody Trust)		India		0.00	0.00		No	No	24-04-2024
3	Jaydev Mody as a Director of Aditi Mody Family Private Limited (Trustee of Aditi J Mody Trust)		India		Aditi Mody Family Private Limited (In capacity of Trustee of Aditi J Mody Trust)		India		10.98	0.00		No	No	24-04-2024
4	Hormazd Sorabjee as a Director of Aditi Mody Family Private Limited (Trustee of Aditi J Mody Trust)		India		Aditi Mody Family Private Limited (In capacity of Trustee of Aditi J Mody Trust)		India		0.00	0.00		No	No	24-04-2024
5	Jaydev Mody as a Director of Anjali Mody Family Private Limited (Trustee of Anjali J Mody Trust)		India		Anjali Mody Family Private Limited (In capacity of Trustee of Anjali J Mody Trust)		India		10.98	0.00		No	No	24-04-2024
6	Sunil Nair as a Director of Anjali Mody Family Private Limited (Trustee of Anjali J Mody Trust)		India		Anjali Mody Family Private Limited (In capacity of Trustee of Anjali J Mody Trust)		India		0.00	0.00		No	No	24-04-2024
7	Hormazd Sorabjee as a Director of Anjali Mody Family Private Limited(Trustee of Anjali J Mody Trust)		India		Anjali Mody Family Private Limited (In capacity of Trustee of Anjali J Mody Trust)		India		0.00	0.00		No	No	24-04-2024



Mada

Shareholding Pattern under Regulation 31 of SEBI (Listing Obligation and Disclosure Requirements) Regulations, 2015

1. Name of Entity : DELTIN CRUISES AND ENTERTAINMENT PRIVATE LIMITED
2. Scrip Code/Name of Scrip/Class of Security: Equity shares : NA
3. Scrip Code/Name of Scrip/Class of Security: Equity shares : NA
3. Share Holding Patter filed under: Re. 31(1)(a)
4. a. If under 31(1)(b) then indicate the report for as on: 06.12.2024 (Pre-Scheme)
b. if under 31(1)(c) then indicate date of allotment/extinguishment
5. Declaration : The Listed entity is required to submit the following declaration to the extenet of submission of information:

Sr. No.	Particular	Yes/No	Promoter and Promoter Group	Public shareholder	Non Promoter-Non Public
1	Whether the Listed Entity has issued any partly paid up shares?	No	No	No	No
2	Whether the Listed Entity has issued any Convertible Securities ?	No	No	No	No
3	Whether the Listed Entity has issued any Warrants ?	No	No	No	No
4	Whether the Listed Entity has any shares against which depository receipts are issued?	No	No	No	No
5	Whether the Listed Entity has any shares in locked-in?	No	No	No	No
6	Whether any shares held by promoters are pledge or otherwise encumbered?	No	No		
7	Whether company has equity shares with differential voting rights?	No	No	No	No
8	Whether the listed entity has any significant beneficial owner?	Yes			




Table I - Summary Statement holding of specified securities

Category	Category of shareholder	Nos. of shareholders	No. of fully paid up equity shares held	No. of Partly paid-up equity shares held	No. of shares underlying Depository Receipts	Total nos. shares held	Shareholding as a % of total no. of shares (calculated as per SCRR, 1957) As a % of (A+B+C2)	Number of Voting Rights held in each class of securities			No. of Shares Underlying Outstanding convertible securities (including Warrants)	Shareholding, as a % assuming full conversion of convertible securities (as a percentage of diluted share capital) As a % of (A+B+C2)	Number of Locked in		Number of Shares pledged		Number of equity shares held in dematerialized form (XIV)	
								No of Voting Rights					Total as a % of (A+B+C)	No. (a)	As a % of total Shares held (b)	No. (a)		As a % of total Shares held (b)
								Class eg: X	Class eg: y	Total								
(I)	(II)	(III)	(IV)	(V)	(VI)	(VII) = (IV)+(V)+(VI)	(VIII)	(IX)			(X)	(XI) = (VII)+(X)	(XII)	(XIII)	(XIV)			
(I)	(II)	(III)	(IV)	(V)	(VI)	(VII) = (IV)+(V)+(VI)	(VIII)	(IX)			(X)	(XI) = (VII)+(X)	(XII)	(XIII)	(XIV)			
(A)	Promoter & Promoter Group	2	10000	0	0	10000	100	10000	0	10000	100	0	100	0	0	0	9999	
(B)	Public	0	0	0	0	0	0	0	0	0	0	0	0	0	0	0	0	
(C)	Non Promoter - Non Public	0	0	0	0	0	0	0	0	0	0	0	0	0	0	0	0	
(C1)	Shares underlying DRs	0	0	0	0	0	0	0	0	0	0	0	0	0	0	0	0	
(C2)	Shares held by Employee Trusts	0	0	0	0	0	0	0	0	0	0	0	0	0	0	0	0	
	Total	2	10000	0	0	10000	100	10000	0	10000	100	0	100	0	0	0	9999	

Sadhvi




Table II - Statement showing shareholding pattern of the Promoter and Promoter Group

	Category & Name of the shareholders	Entity type i.e. promoter OR promoter group entity	Nos. of shareholders	No. of fully paid up equity shares held	Partly paid-up equity shares held	No. of shares underlying Depository Receipts	Total nos. shares held	Shareholding % calculated as per SCRR, 1957 As a % of (A+B+C2)	Number of Voting Rights held in each class of securities				No. of Shares Underlying convertible securities (including Warrants)	Shareholding, as a % assuming full conversion of convertible securities (as a percentage of diluted share capital) As a % of (A+B+C2)	Number of Locked in shares		Number of Shares pledged or		Number of equity shares held in dematerialized form
									No of Voting Rights			Total as a % of (A+B+C)			No. (a)	As a % of total Shares held (b)	No. (a)	As a % of total Shares held (b)	
									Class eg: X	Class eg: y	Total								
	(I)		(III)	(IV)	(V)	(VI)	(VII) = (IV)+(V)+(VI)	(VIII)	(IX)			(X)	(XI) = (VII)+(X)	(XII)		(XIII)		(XIV)	
1	Indian																		
(a)	Individuals / Hindu Undivided Family		0	0	0	0	0	0	0	0	0	0	0	0	0	0	0	0	
(b)	Central Government / State Government (s)		0	0	0	0	0	0	0	0	0	0	0	0	0	0	0	0	
(c)	Financial Institutions / Banks		0	0	0	0	0	0	0	0	0	0	0	0	0	0	0	0	
(d)	Any other (specify)-Body Corporate		0	0	0	0	0	0	0	0	0	0	0	0	0	0	0	0	
	Highstreet Cruises and Entertainment Private Limited*	Promoter	2	10000	0	0	10000	100	10000	0	10000	100	0	100	0	0	0	0	9999
	Sub-Total (A)(1)		2	10000	0	0	10000	100	10000	0	10000	100	0	100	0	0	0	0	9999
2	Foreign																		
(a)	Individuals (Non-Resident Individuals/ Foreign Individuals)		0	0	0	0	0	0	0	0	0	0	0	0	0	0	0	0	
(b)	Government		0	0	0	0	0	0	0	0	0	0	0	0	0	0	0	0	
(c)	Institutions		0	0	0	0	0	0	0	0	0	0	0	0	0	0	0	0	
(d)	Foreign Portfolio Investor		0	0	0	0	0	0	0	0	0	0	0	0	0	0	0	0	
(e)	Any other (specify)		0	0	0	0	0	0	0	0	0	0	0	0	0	0	0	0	
	Sub-Total (A)(2)		0	0	0	0	0	0	0	0	0	0	0	0	0	0	0	0	
	Total Shareholding of Promoter and Promoter Group (A) = (A)(1)+(A)(2)		2	10000	0	0	10000	100	10000	0	10000	100	0	100	0	0	0	0	9999

* Including 1 Equity Shares held (in physical mode) by the Nominee Shareholder of Highstreet Cruises and Entertainment Private Limited, wholly owned subsidiary of Delta Corp Limited.





Table III - Statement showing shareholding pattern of the Public shareholder

Category & Name of the shareholders	PAN	Nos. of shareholders	No. of fully paid up equity shares	Partly paid-up equity shares	No. of shares underlying	Total nos. shares held	Shareholding % calculated as per	Number of Voting Rights held in each			No. of Shares Underlying	Total Shareholding, as a %	Number of Locked		Number of Shares		Number of equity shares held in	Sub-categorization of shares Shareholding (No. of shares) under				
								No of Voting Rights		Total as a % of (A+B+C)			No. (a) of total Shares	As a % of total Shares	No. (a) (Not applicabl	As a % of total Shares		Sub-category (i)	Sub-category (ii)	Sub-category (iii)		
								Class eg: X	Class eg: Y												Total	
1 Institutions (Domestic)																						
(a) Mutual Funds		0	0	0	0	0	0	0	0	0	0	0	0	0	0	0	0	0	0	0	0	0
(b) Venture Capital Funds		0	0	0	0	0	0	0	0	0	0	0	0	0	0	0	0	0	0	0	0	0
(c) Alternate Investment Funds		0	0	0	0	0	0	0	0	0	0	0	0	0	0	0	0	0	0	0	0	0
(d) Banks		0	0	0	0	0	0	0	0	0	0	0	0	0	0	0	0	0	0	0	0	0
(e) Insurance Companies		0	0	0	0	0	0	0	0	0	0	0	0	0	0	0	0	0	0	0	0	0
(f) Provident Funds/ Pension Funds		0	0	0	0	0	0	0	0	0	0	0	0	0	0	0	0	0	0	0	0	0
(g) Asset Reconstruction Companies		0	0	0	0	0	0	0	0	0	0	0	0	0	0	0	0	0	0	0	0	0
(h) Sovereign Wealth Funds		0	0	0	0	0	0	0	0	0	0	0	0	0	0	0	0	0	0	0	0	0
(i) NBFCs registered with RBI		0	0	0	0	0	0	0	0	0	0	0	0	0	0	0	0	0	0	0	0	0
(j) Other Financial Institutions		0	0	0	0	0	0	0	0	0	0	0	0	0	0	0	0	0	0	0	0	0
(k) Any Other (specify)		0	0	0	0	0	0	0	0	0	0	0	0	0	0	0	0	0	0	0	0	0
Sub Total (B) (1)		0	0	0	0	0	0	0	0	0	0	0	0	0	0	0	0	0	0	0	0	0
2 Institutions (Foreign)																						
(a) Foreign Direct Investment		0	0	0	0	0	0	0	0	0	0	0	0	0	0	0	0	0	0	0	0	0
(b) Foreign Venture Capital		0	0	0	0	0	0	0	0	0	0	0	0	0	0	0	0	0	0	0	0	0
(c) Sovereign Wealth Funds		0	0	0	0	0	0	0	0	0	0	0	0	0	0	0	0	0	0	0	0	0
(d) Foreign Portfolio Investors Category I		0	0	0	0	0	0	0	0	0	0	0	0	0	0	0	0	0	0	0	0	0
(e) Foreign Portfolio Investors Category II		0	0	0	0	0	0	0	0	0	0	0	0	0	0	0	0	0	0	0	0	0
(f) Overseas Depositories (holding DRs) (balancing figure)		0	0	0	0	0	0	0	0	0	0	0	0	0	0	0	0	0	0	0	0	0
(g) Any Other (specify)		0	0	0	0	0	0	0	0	0	0	0	0	0	0	0	0	0	0	0	0	0
Sub Total (B) (2)		0	0	0	0	0	0	0	0	0	0	0	0	0	0	0	0	0	0	0	0	0
3 Central Government/ State Government(s)/ President of India																						
(a) Central Government / President of India		0	0	0	0	0	0	0	0	0	0	0	0	0	0	0	0	0	0	0	0	0
(b) State Government / Governor		0	0	0	0	0	0	0	0	0	0	0	0	0	0	0	0	0	0	0	0	0
(c) Shareholding by Companies or Bodies Corporate where Central / State Government is a promoter		0	0	0	0	0	0	0	0	0	0	0	0	0	0	0	0	0	0	0	0	0
Sub Total (B) (3)		0	0	0	0	0	0	0	0	0	0	0	0	0	0	0	0	0	0	0	0	0
4 Non-institutions																						
(a) Associate companies / Subsidiaries		0	0	0	0	0	0	0	0	0	0	0	0	0	0	0	0	0	0	0	0	0
(b) Directors and their relatives (excluding independent directors and nominee directors)		0	0	0	0	0	0	0	0	0	0	0	0	0	0	0	0	0	0	0	0	0
(c) Key Managerial Personnel (KMP)		0	0	0	0	0	0	0	0	0	0	0	0	0	0	0	0	0	0	0	0	0
(d) Relatives of promoters (other than 'immediate relatives' of promoters disclosed under 'Promoter and Promoter Group' category)		0	0	0	0	0	0	0	0	0	0	0	0	0	0	0	0	0	0	0	0	0
(e) Trusts where any person belonging to 'Promoter and Promoter Group' category is trustee, 'beneficiary', or 'author of the trust'		0	0	0	0	0	0	0	0	0	0	0	0	0	0	0	0	0	0	0	0	0
(f) Investor Education and Protection Fund (IEPF)		0	0	0	0	0	0	0	0	0	0	0	0	0	0	0	0	0	0	0	0	0
(g) Resident Individuals holding nominal share capital up to Rs. 2 lakhs		0	0	0	0	0	0	0	0	0	0	0	0	0	0	0	0	0	0	0	0	0
(h) Resident Individuals holding nominal share capital in excess of Rs. 2 lakhs		0	0	0	0	0	0	0	0	0	0	0	0	0	0	0	0	0	0	0	0	0
(i) Non Resident Indians (NRIs)		0	0	0	0	0	0	0	0	0	0	0	0	0	0	0	0	0	0	0	0	0

Debraj


(j)	Foreign Nationals	0	0	0	0	0	0	0	0	0	0	0	0	0	0	0	0	0	0	0	0	0
(k)	Foreign Companies	0	0	0	0	0	0	0	0	0	0	0	0	0	0	0	0	0	0	0	0	0
(l)	Bodies Corporate	0	0	0	0	0	0	0	0	0	0	0	0	0	0	0	0	0	0	0	0	0
(m)	Any Other (specify)																					
	Enemy Property	0	0	0	0	0	0	0	0	0	0	0	0	0	0	0	0	0	0	0	0	0
	Societies	0	0	0	0	0	0	0	0	0	0	0	0	0	0	0	0	0	0	0	0	0
	LLP	0	0	0	0	0	0	0	0	0	0	0	0	0	0	0	0	0	0	0	0	0
	Trusts	0	0	0	0	0	0	0	0	0	0	0	0	0	0	0	0	0	0	0	0	0
	Employees	0	0	0	0	0	0	0	0	0	0	0	0	0	0	0	0	0	0	0	0	0
	Market Maker	0	0	0	0	0	0	0	0	0	0	0	0	0	0	0	0	0	0	0	0	0
	Employee Welfare Fund	0	0	0	0	0	0	0	0	0	0	0	0	0	0	0	0	0	0	0	0	0
	Clearing Members	0	0	0	0	0	0	0	0	0	0	0	0	0	0	0	0	0	0	0	0	0
	HUF	0	0	0	0	0	0	0	0	0	0	0	0	0	0	0	0	0	0	0	0	0
	Unclaimed or Suspense or Escrow Account	0	0	0	0	0	0	0	0	0	0	0	0	0	0	0	0	0	0	0	0	0
	Director or Director's Relatives	0	0	0	0	0	0	0	0	0	0	0	0	0	0	0	0	0	0	0	0	0
	Sub Total (B) (4)	0	0	0	0	0	0	0	0	0	0	0	0	0	0	0	0	0	0	0	0	0
	Total Public Shareholding (B) = (B)(1) + (B)(2) + (B)(3) + B(4)	0	0	0	0	0	0	0	0	0	0	0	0	0	0	0	0	0	0	0	0	0





Table IV - Statement showing shareholding pattern of the Non Promoter- Non Public shareholder

Category & Name of the shareholders (I)	PAN	Nos. of shareholders	No. of fully paid up equity shares held	Partly paid-up equity shares held	No. of shares underlying Depository Receipts	Total nos. shares held	Shareholding % calculated as per SCRR, 1957 As a % of (A+B+C2)	Number of Voting Rights held in each class of securities				No. of Shares Underlying Outstanding convertible securities (including Warrants)	Total Shareholding as a % assuming full conversion of convertible securities (as a percentage of diluted share capital)	Number of Locked in shares		Number of Shares pledged or		Number of equity shares held in dematerialized form	
								No of Voting Rights			Total as a % of (A+B+C)			No. (a)	As a % of total Shares held (b)	No. (a) (Not applicable)	As a % of total Shares held (b) (Not applicable)		
								Class eg: X	Class eg: y	Total									
(II)	(III)	(IV)	(V)	(VI)	(VII) = (IV)+(V)+(VI)	(VIII)	(IX)			(X)	(XI)	(XII)	(XIII)	(XIV)					
(1) Custodian / DR Holder		0	0	0	0	0	0.00	0	0	0	0.00	0	0	0	0.00	0	0	0	0
(a) Name of DR Holder (if available)		0	0	0	0	0	0	0	0	0	0	0	0	0	0	0	0	0	0
(2) Employee Benefit Trust (under SEBI (Share based Employee Benefit Regulation)		0	0	0	0	0	0.00	0	0	0	0.00	0	0	0	0.00	0	0	0	0
(a) Total Non-Promoter-Non Public Shareholding (C)=(1)+(C)(2)		0	0	0	0	0	0.00	0	0	0	0.00	0	0	0	0.00	0	0	0	0

Table V - Statement showing details of Significant Beneficial Owners (SBOs)

Sr. No.	Details of the SBO(I)			Details of the registered owner (II)			Details of holding/right of the SBO in the reporting company, whether direct or indirect: (III)						Date of creation/
	Name	PAN/Passport No. in cases of a foreign national	Nationality	Name	PAN/Passport No. in case of a foreign national	Nationality	Shares	Voting Rights	Whether by virtue of:		Exercises of control	Exercises of significant influence	
NA	NA	NA	NA	NA	NA	NA	NA	NA	NA	Rights on distributable dividend or any other distribution	NA	NA	NA

Deebu




Annexure B

Table VI - Statement showing foreign ownership limits

	<i>Board approved limits</i>	<i>Limits utilized</i>
As on shareholding date	0.00	0.00
As on the end of previous 1st quarter	0.00	0.00
As on the end of previous 2nd quarter	0.00	0.00
As on the end of previous 3rd quarter	0.00	0.00
As on the end of previous 4th quarter	0.00	0.00

B. Adhi.



Sr. No.	Details of the SBO				Details of the registered owner				Details of holding/ exercise of right of the SBO in the reporting company, whether direct or indirect*					Date of creation / acquisition of significant beneficial interest
	Name	Passport No. in case of a foreign national	Nationality	Nationality (Applicable in case of Any other is selected)	Name	Passport No. in case of a foreign national	Nationality	Nationality (Applicable in case of Any other is selected)	Whether by virtue of:					
									Shares	Voting rights	Rights on distributable dividend or any other distribution	Exercise of control	Exercise of significant influence	
significant beneficial owners														
1	Jaydev Mody as a Director of Aarti Pandit Family Private Limited (Trustee of Aarti J Mody Trust)		India		Highstreet Cruises and Entertainment Private Limited		India		10.98	0.00		No	No	05-07-2017
2	Hormazd Sorabjee as a Director of Aarti Pandit Family Private Limited(Trustee of Aarti J Mody Trust)		India		Highstreet Cruises and Entertainment Private Limited		India		0.00	0.00		No	No	05-07-2017
3	Jaydev Mody as a Director of Aditi Mody Family Private Limited (Trustee of Aditi J Mody Trust)		India		Highstreet Cruises and Entertainment Private Limited		India		10.98	0.00		No	No	05-07-2017
4	Hormazd Sorabjee as a Director of Aditi Mody Family Private Limited (Trustee of Aditi J Mody Trust)		India		Highstreet Cruises and Entertainment Private Limited		India		0.00	0.00		No	No	05-07-2017
5	Jaydev Mody as a Director of Anjali Mody Family Private Limited (Trustee of Anjali J Mody Trust)		India		Highstreet Cruises and Entertainment Private Limited		India		10.98	0.00		No	No	05-07-2017
6	Sunil Nair as a Director of Anjali Mody Family Private Limited (Trustee of Anjali J Mody Trust)		India		Highstreet Cruises and Entertainment Private Limited		India		0.00	0.00		No	No	05-07-2017
7	Hormazd Sorabjee as a Director of Anjali Mody Family Private Limited(Trustee of Anjali J Mody Trust)		India		Highstreet Cruises and Entertainment Private Limited		India		0.00	0.00		No	No	05-07-2017

Note:- Deltin Cruises and Entertainment Private Limited has filed Form BEN 2 in view of declaration given by Delta Corp Limited as ultimate holding Company. Pursuant to the provisions of Companies Act, 2013 above mentioned persons are beneficial owners of Delta Corp Limited.

